Hornos

FAGOR PROFESSIONAL

Despiece técnico
Spare parts manual
Manuel de pièces de rachange

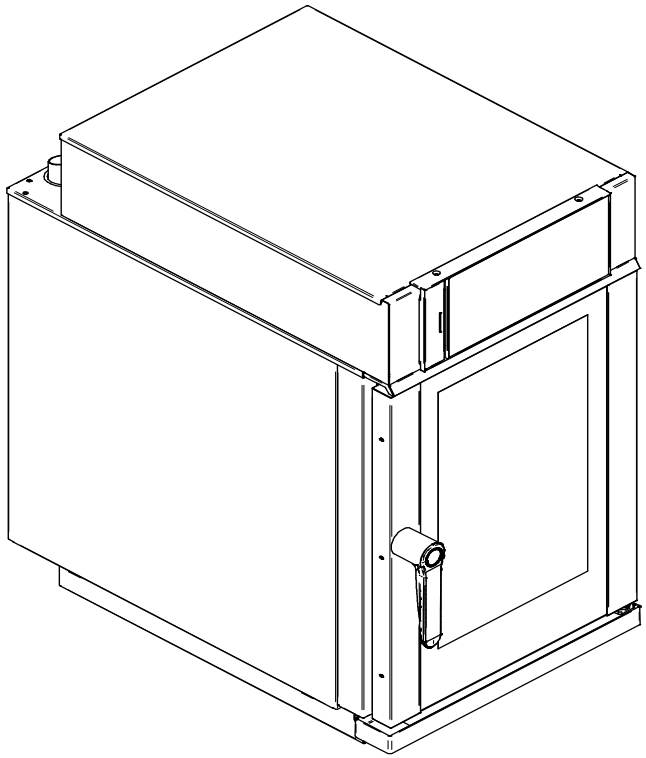

Hornos eléctricos iKORE

iKORE Electric ovens

Fours électriques iKORE

Modelos / Models:
K-A-101-E
K-AW-101-E
K-AP-101-E
K-APW-101-E

Septiembre 2023 September

rev 082025

ÍNDICE / INDEX

PANELES / PANELS / PANNEAUS		1
PUERTA DERECHA / RIGHT DOOR / PORTE DROITE		3
PUERTA IZQUIERDA / LEFT DOOR / PORTE GAUCHE		5
MUEBLE INTERIOR / INNER CABINET / MEUBLE INTÉRIEUR		7
SISTEMA HIDRAULICO / HIDRAULIC SYSTEM / SYSTÈME HYDRAULIQUE	K-A_AW-101-E	9
SISTEMA HIDRAULICO / HIDRAULIC SYSTEM / SYSTÈME HYDRAULIQUE	K-AP_APW-101-E	11
SISTEMA HIDRAULICO / HIDRAULIC SYSTEM / SYSTÈME HYDRAULIQUE WRAS	K-AP_APW-101-E	13
ELECTRICO / ELECTRIC / ÉLECTRIQUE K-A_AW-101-E		15
ELECTRICO / ELECTRIC / ÉLECTRIQUE K-AP_APW-101-E		17
PORTAMANDOS / CONTROL PANEL / BANDEAU DE COMMANDES		19
GENERADOR DE VAPOR / STEAM GENERATOR / GÉNÉRATEUR À VAPOUR		21
LAVADO LÍQUIDO / LIQUID WASHING / LAVAGE LIQUIDE		23
REPUESTOS RECOMENDADOS / RECOMMENDED SPARE PARTS / PIÈCE DE RECHANGE RECOMMANDÉ		25
PLANOS DE MONTAJE / ASSEMBLY DRAWINGS / PLAN DE MONTAGE		26
ESQUEMA ELÉCTRICO / ELECTRIC DIAGRAM / SCHÉMA ÉLECTRIQUE		27

MENSAJE DE ADVERTENCIA / WARNING MESSAGE / MESSAGE D'AVERTISSEMENT

Los dibujos representados en este documento son orientativos y pueden no reproducir con exactitud las piezas en cuestión. Los aparatos están sujetos a modificaciones sin previo aviso. Asegúrese de consultar la última versión del despiece técnico y de pedir las piezas compatibles con su modelo según la fecha de fabricación.

IMPORTANTE. Repuestos recomendados marcados en color amarillo en las listas de repuestos que acompañan a cada una de las láminas.

The drawings shown in this document are for guidance and might not represent the parts accurately. The machinery is subject to change without prior notice. Please, ensure that this is the most recent revision of the spare parts manual, and that you are ordering suitable parts for your model considering its date of manufacture.

NOTE: The recommended spare parts are marked in yellow on the spare parts lists that come along with each drawing.

Les dessins figurant dans ce document sont donnés à titre indicatif et peuvent ne pas représenter les pièces avec précision. La machine est sujette à changement sans préavis. Assurez-vous qu'il s'agit de la révision la plus récente du manuel des pièces de rechange et que vous commandez des pièces adaptées à votre modèle, compte tenu de sa date de fabrication.

PRÉAVIS. Les pièces de rechange recommandées sont indiquées en jaune sur les listes de pièces de rechange fournies avec chaque plan.

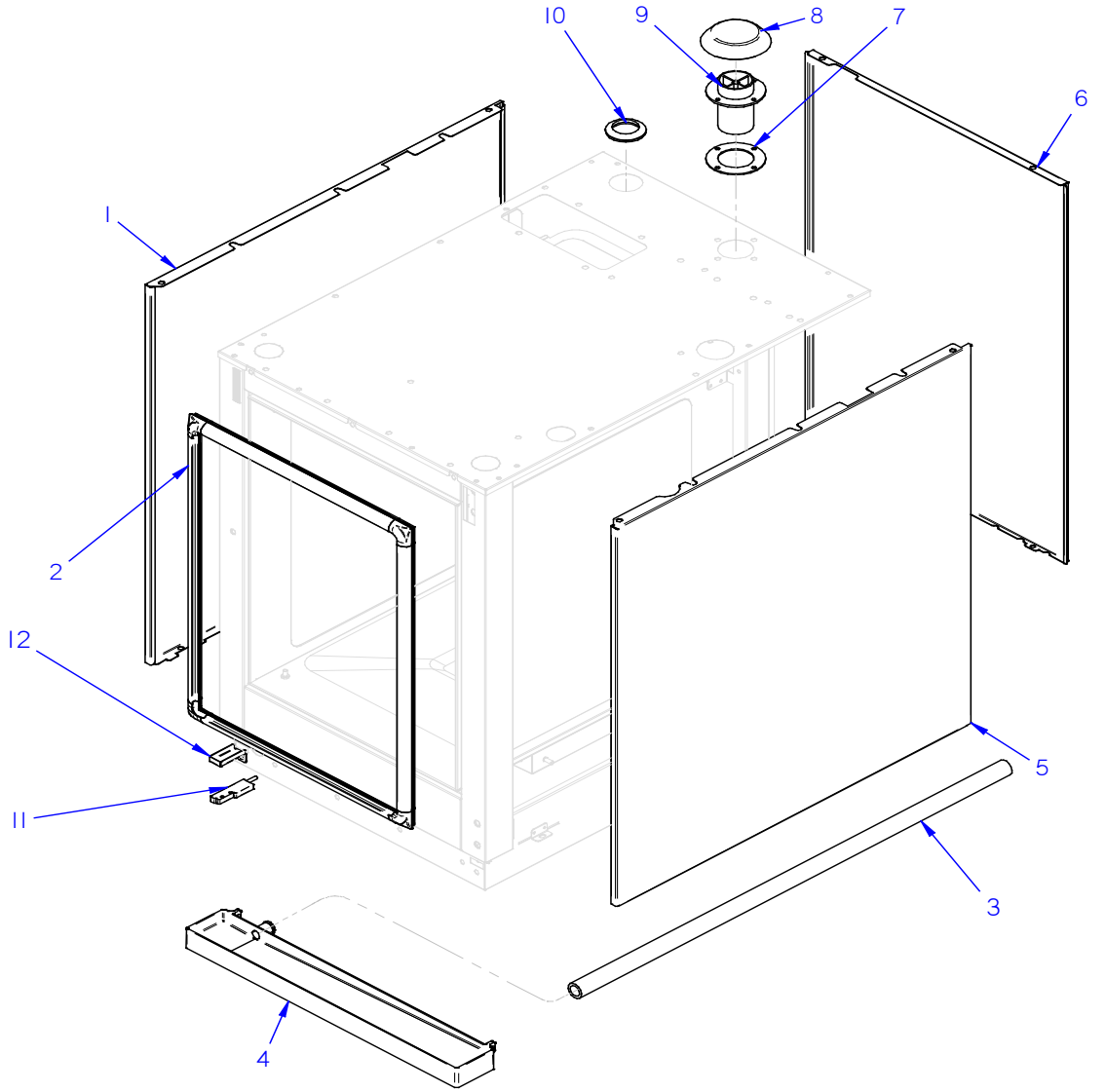

PANELES / PANELS / PANNEAUS	Pag. 1	K-A_AW_AP_APW-101-E

MUEBLE / CABINET / MEUBLE

ITEM	REF.	DENOMINACIÓN	DENOMINATION	DÉNOMINATION	K-A-101-E	K-AW-101-E	K-AP-101-E	K-APW-101-E	HASTA / UNTIL / JUSQU'A	DESDE / FROM / DEPUIS	OBSERVACIONES / NOTES / OBSERVATIONS
1	12345040	PANEL EXTERIOR IZQUIERDO	EXTERNAL LEFT PANEL	PANNEAU EXTÉRIEUR GAUCHE	1	1	1	1			
2	12323807	JUNTA PUERTA	DOOR SEAL	JOINT DE PORTE COMPLET	1	1	1	1			
13	11000157	TUBO SILICONA ALTA TEMP D26x18	HIGH TEMP SILICONE TUBE D26x18	TUYAU SILICONE HAUTE TEMPÉRATURE	64	64	64	64			unidad en centímetros / unit in centimeters
4	12326920	RECOGEAGUAS	WASTE WATER COLLECTOR	RÉCUPÉRATEUR D'EAU	1	1	1	1			
5	12345019	PANEL EXTERIOR DERECHO	EXTERNAL RIGHT PANEL	PANNEAU EXTÉRIEUR DROITE	1	1	1	1			
6	12345014	PANEL POSTERIOR	BACK PANEL	PANNEAU ARRIÈRE	1	1	1	1			
7	12023562	JUNTA ACOPLAMIENTO SOPLANTE	BLOWER FITTING SEAL	JOINT RACCORD SOUFFLANT	1	1	1	1			
8	12242557	TAPA CHIMENEA	CHIMNEY COVER	COUVERCLE CHEMINÉE	1	1	1	1			
9	12242529	TUBO CHIMENEA XS	CHIMNEY PIPE	TUBE CHEMINÉE	1	1	1	1			
10	12170284	PASAMUROS D40	D40 WALL BUSHING	PASSE-CLOISON D40	1	1	1	1			
11	12024560	INTERRUPTOR MAGNÉTICO	MAGNETIC SWITCH	INTERRUPTEUR MAGNETIQUE	1	1	1	1	31-05-25		
11	12368649	INTERRUPTOR MAGNÉTICO	MAGNETIC SWITCH	INTERRUPTEUR MAGNETIQUE	1	1	1	1		01-06-25	
12	12332480	SOPORTE DETECTOR	DETECTOR SUPPORT	SUPPORT DETECTEUR	1	1	1	1	31-05-25		
12	12371352	SOPORTE DETECTOR	DETECTOR SUPPORT	SUPPORT DETECTEUR	1	1	1	1		01-06-25	

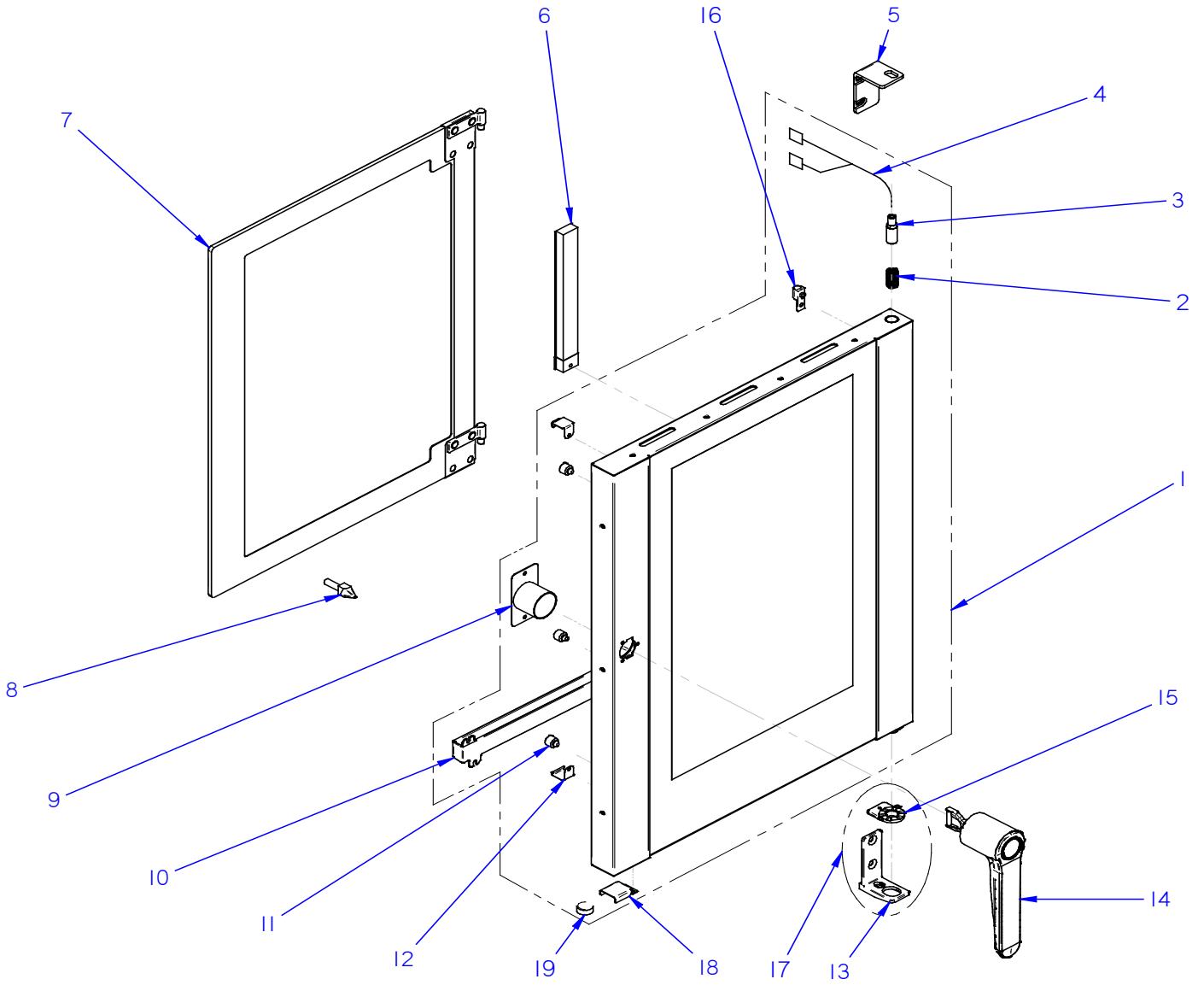

PUERTA DERECHA / RIGHT DOOR / PORTE DROITE	Pag. 3	K-A_AW_AP_APW-101-E

PUERTA DERECHA / RIGHT DOOR / PORTE DROITE

ITEM	REF.	DENOMINACIÓN	DENOMINATION	DÉNOMINATION	K-A-101-E	K-AW-101-E	K-AP-101-E	K-APW-101-E	HASTA / UNTIL / JUSQU'A	DESDE / FROM / DEPUIS	OBSERVACIONES / NOTES / OBSERVATIONS
1	12323890	PUERTA CRISTAL EXTERIOR K101 DCHA	RIGHT EXTERNAL GLASS DOOR K101	PORTE VITRE EXTÉRIEUR DROITE K101	1	1	1	1			
2	12281465	RESORTE PUERTA	DOOR SPRING	RESSORT DE PORTE	1	1	1	1			
3	12280807	EJE PUERTA	DOOR SHAFT	AXE DE PORTE	1	1	1	1			
4	12294345	CABLEADO 2 TIRAS LED	2 STRIP LED WIRING	CABLÂGE 12 BANDES LED	1	1	1	1			
5	12332076	BISAGRA SUPERIOR PUERTA	DOOR TOP HINGE	CHARNIÈRE SUPÉRIEURE PORTE	1	1	1	1			
6	12312146	LAMPARA LED 3,6W	LED LAMP 3,6W	LAMPE LED 3,6W	2	2	2	2			
7	12323892	CRISTAL INTERIOR	INTERNAL GLASS	VITRE INTÉRIEUREE	1	1	1	1			
8	12023849	ANCLAJE PUERTA	DOOR ANCHORAGE	ANCRAGE PORTE	1	1	1	1			
9	12322840	EMBELLECEDOR PUERTA	DOOR TRIM	ENJOLIVEUR PORTE	1	1	1	1			
10	12327061	RECOGEAGUAS PUERTA	DOOR WATER COLLECTOR	RÉCUPÉRATEUR D'EAU PORTE	1	1	1	1			
11	12333964	TOPE CRISTAL INTERIOR	INNER GLASS CAP	BUTÉE VITRE INTÉRIEUREE	3	3	3	3			
12	12041725	MUELLE CIERRE CRISTAL	GLASS LOCK SPRING	RESSORT FERMETURE VITRE	2	2	2	2			
13	12313832	BISAGRA INFERIOR PUERTA	DOOR LOWER HINGE	CHARNIÈRE INFÉIREUR PORTE	1	1	1	1			
14	12322913	MANETA PUERTA	DOOR HANDLE	POIGNEE PORTE	1	1	1	1			
15	12321534	BASE BISAGRA INFERIOR	LOWER HINGE BASE	BASE CHARNIÈRE INFÉRIEURE	1	1	1	1			
16	12314537	BISAGRA CRISTAL PUERTA	DOOR GLASS HINGUE	CHARNIÈRE VITRE PORTE	2	2	2	2			
17	12313851	MOD BISAGRA INFERIOR	LOWER HINGE MODULE	MOD CHARNIÈRE INFÉIREUR	1	1	1	1			
18	12326188	SOPORTE IMAN	MAGNET SUPPORT	SUPPORT AIMANT	1	1	1	1			
19	12342856	IMAN	MAGNET	AIMANT	1	1	1	1			

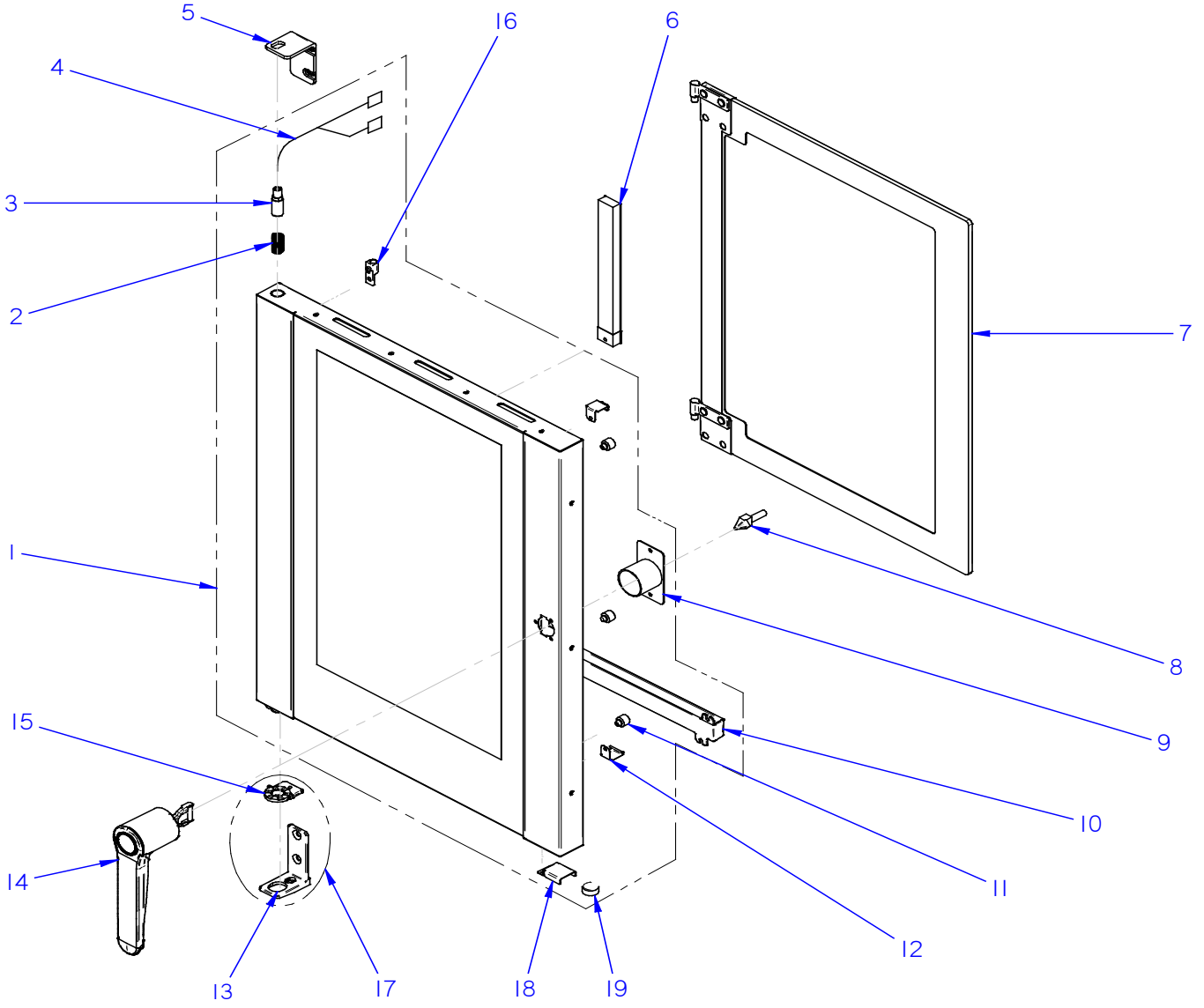

PUERTA IZQUIERDA / LEFT DOOR / PORTE GAUCHE	Pag. 5	K-A_AW_AP_APW-101-E

PUERTA IZQUIERDA / LEFT DOOR / PORTE GAUCHE

ITEM	REF.	DENOMINACIÓN	DENOMINATION	DÉNOMINATION	K-A-101-E	K-AW-101-E	K-AP-101-E	K-APW-101-E	HASTA / UNTIL / JUSQU'A	DESDE / FROM / DEPUIS	OBSERVACIONES / NOTES / OBSERVATIONS
1	12327244	PUERTA CRISTAL EXTERIOR K101 IZDA	LEFT EXTERNAL GLASS DOOR K101	PORTE VITRE EXTÉRIEUR GAUCHE K101	1	1	1	1			
2	12281465	RESORTE PUERTA	DOOR SPRING	RESSORT DE PORTE	1	1	1	1			
3	12280807	EJE PUERTA	DOOR SHAFT	AXE DE PORTE	1	1	1	1			
4	12294345	CABLEADO 2 TIRAS LED	2 STRIP LED WIRING	CABLÂGE 12 BANDES LED	1	1	1	1			
5	12335888	BISAGRA SUPERIOR PUERTA	DOOR TOP HINGE	CHARNIÈRE SUPÉRIEURE PORTE	1	1	1	1			
6	12312146	LAMPARA LED 3,6W	LED LAMP 3,6W	LAMPE LED 3,6W	2	2	2	2			
7	12327251	CRISTAL INTERIOR	INTERNAL GLASS	VITRE INTÉRIEUREE	1	1	1	1			
8	12023849	ANCLAJE PUERTA	DOOR ANCHORAGE	ANCRAGE PORTE	1	1	1	1			
9	12322840	EMBELLECEDOR PUERTA	DOOR TRIM	ENJOLIVEUR PORTE	1	1	1	1			
10	12327282	RECOGEAGUAS PUERTA	DOOR WATER COLLECTOR	RÉCUPÉRATEUR D'EAU PORTE	1	1	1	1			
11	12333964	TOPE CRISTAL INTERIOR	INNER GLASS CAP	BUTÉE VITRE INTÉRIEUREE	3	3	3	3			
12	12041725	MUELLE CIERRE CRISTAL	GLASS LOCK SPRING	RESSORT FERMETURE VITRE	2	2	2	2			
13	12313832	BISAGRA INFERIOR PUERTA	DOOR LOWER HINGE	CHARNIÈRE INFÉIREUR PORTE	1	1	1	1			
14	12344947	MANETA PUERTA	DOOR HANDLE	POIGNEE PORTE	1	1	1	1			
15	12321534	BASE BISAGRA INFERIOR	LOWER HINGE BASE	BASE CHARNIÈRE INFÉRIEURE	1	1	1	1			
16	12314537	BISAGRA CRISTAL PUERTA	DOOR GLASS HINGUE	CHARNIÈRE VITRE PORTE	2	2	2	2			
17	12313851	MOD BISAGRA INFERIOR	LOWER HINGE MODULE	MOD CHARNIÈRE INFÉIREUR	1	1	1	1			
18	12326188	SOPORTE IMAN	MAGNET SUPPORT	SUPPORT AIMANT	1	1	1	1			
19	12342856	IMAN	MAGNET	AIMANT	1	1	1	1			

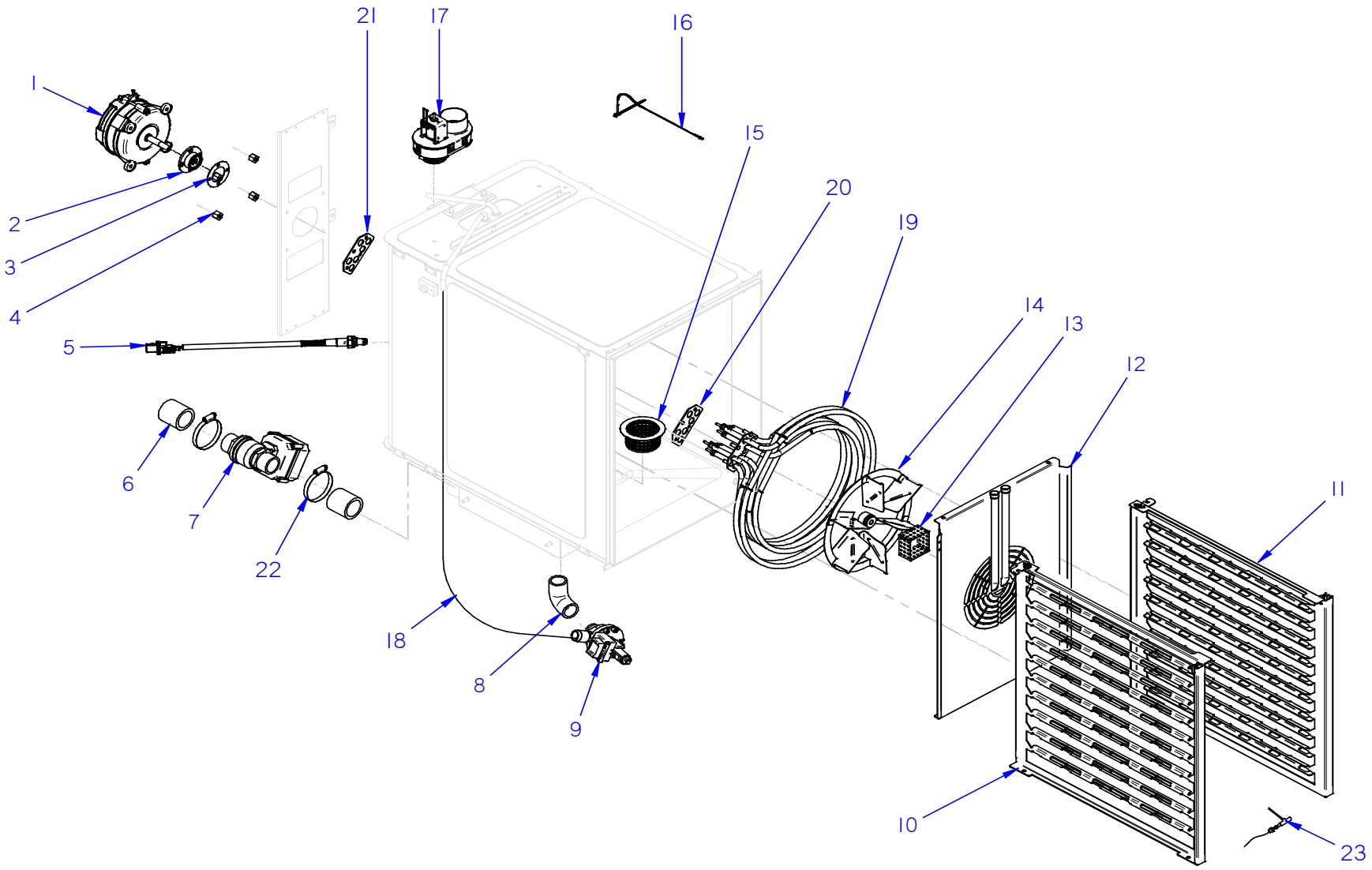

MUEBLE INTERIOR / INNER CABINET / MEUBLE INTÉRIEUR	Pag. 7	K-A_AW_AP_APW-101-E

MUEBLE INTERIOR / INNER CABINET / MEUBLE INTÉRIEUR

ITEM	REF.	DENOMINACIÓN	DENOMINATION	DÉNOMINATION	K-A-101-E	K-AW-101-E	K-AP-101-E	K-APW-101-E	HASTA / UNTIL / JUSQU'A	DESDE / FROM / DEPUIS	OBSERVACIONES / NOTES / OBSERVATIONS
1	12167515	MOTOR TURBINA	TURBINE MOTOR	MOTEUR TURBINE	1	1	1	1			
2	12225029	CONJUNTO RETEN	LIP SEAL ASSEMBLY	ENSEMBLE JOINT-LEVRE	1	1	1	1			
3	12024221	JUNTA CASQUILLO RETEN	SEAL BUSHING GASKET	JOINT BAGUE JOINT À LÈVRE	1	1	1	1			
4	12167246	DISTANCIADOR MOTOR	MOTOR SPACER	ENTRETOISE MOTEUR	4	4	4	4			
5	12237132	SONDA HUMEDAD	HUMIDITY PROBE	SONDE HUMIDITÉ	1	1	1	1			
6	11003727	TUBO SILICONA D46x38	SILICONE HOSE D46x38	TUYAU SILICONE D46x38	10	10	10	10			
7	12171570	VALVULA DESAGÜE	DRAIN VALVE	SOUPAPE DE VIDANGE	1	1	1	1			
8	12258782	CODO GOMA D30	RUBBER ELBOW D30	COUDE CAOUTCHOUC D30	1	1	1	1			
9	12327922	MOTOBOMBA 38W	MOTORPUMP 38W	MOTOPOMPE 38W	1	1	1	1			
10	12322335	PORTABANDEJAS IZQUIERDO K-101	LEFT TRAY HOLDER K-101	PORTE PLATEAUX GAUCHE K-101	1	1	1	1			
11	12322333	PORTABANDEJAS DERECHO K-101	RIGHT TRAY HOLDER K-101	PORTE PLATEAUX DROITE K-101	1	1	1	1			
12	12337165	CUBREVENTILADOR K_KW-101	FAN COVER K_KW-101	CACHE VENTILATEUR K_KW-101	1	1	-	-			
12	12323239	CUBREVENTILADOR KP_KPW-101	FAN COVER KP_KPW-101	CACHE VENTILATEUR KP_KPW-101	-	-	1	1			
13	12308757	DIFUSOR HUMIDIFICACION	HUMIDIFICATION DIFFUSER	DIFFUSEUR DE HUMIDIFICATION	1	1	1	1			
14	12308755	TURBINA D240	D240 TURBINE	TURBINE D240	1	1	1	1			
15	12287293	CESTILLO JABON	SOAP BASKET	PANIER A SAVON	1	1	1	1			
16	12250502	SONDA NTC 600MM	NTC PROBE 600MM	SONDE NTC 600MM	1	1	1	1			
17	12263763	CHIMENEA	CHIMNEY	CHEMINÉE	1	1	1	1			
18	12188200	CONDUCTO IMPULSION	IMPULSION HOSE	CONDUIT D' IMPULSION	1	1	1	1			
19	12330560	RESISTENCIA 12 kW	12kW HEATING ELEMENT	RÉSISTANCE 12kW	1	1	1	1			INCLUYE ITEMS 20, 21 INCLUDED
20	12167436	JUNTA RESISTENCIA	DOOR SEAL	JOINT RÉSISTANCE	1	1	1	1			
21	12167442	REFUERZO RESISTENCIA	HEATING ELEMENT REINFORCEMENT	RENFORCEMENT RÉSISTANCE	1	1	1	1			
22	12336582	ABRAZADERA 32-50	CLAMP 32-50	SERRAGE 32-50	2	2	2	2			
23	12039548	SONDA PINCHO TERMOPAR	THERMOCOUPLE INSERTION PROBE	SONDE À PIQUER	1	1	1	1			

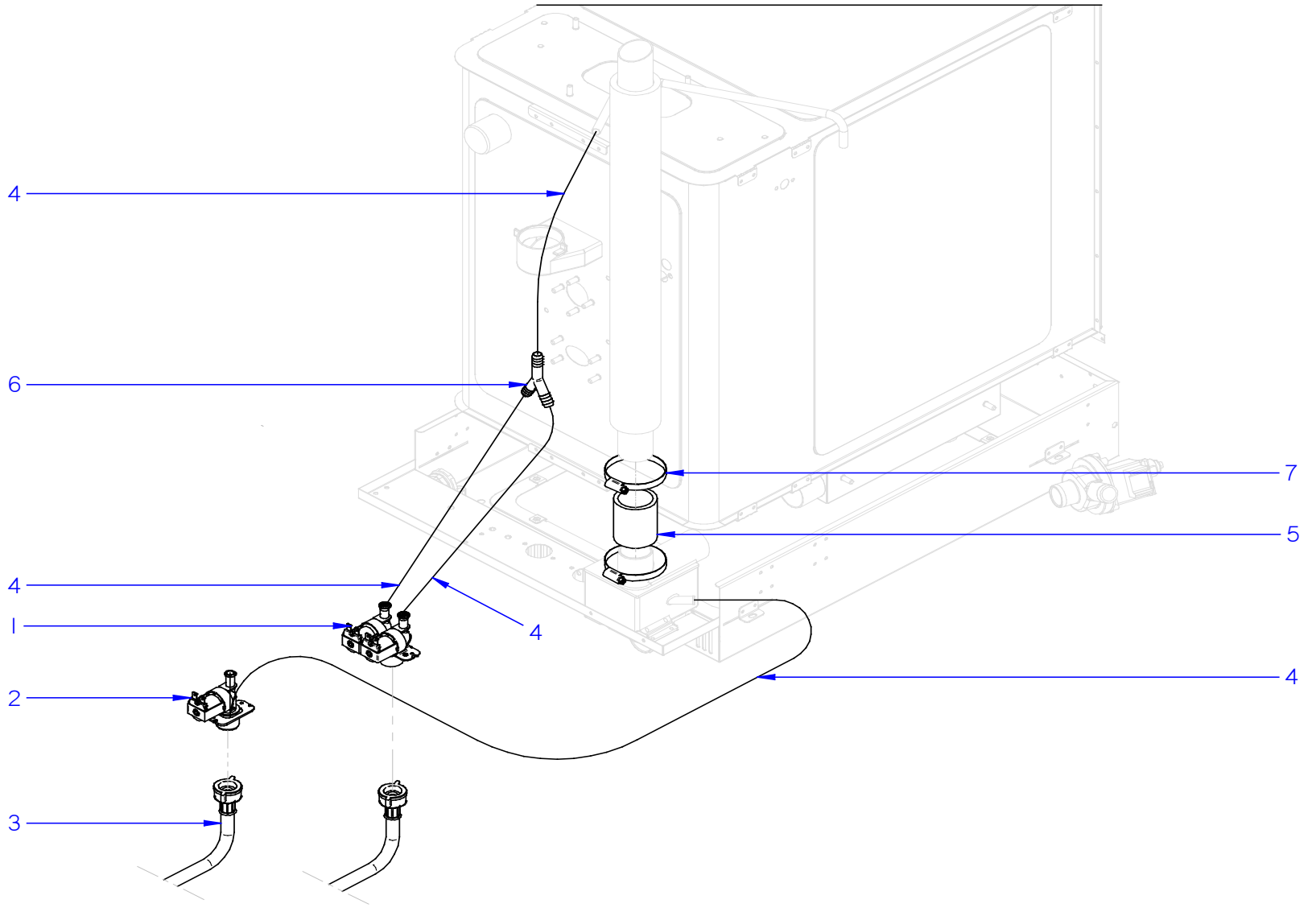
4
6
4
1
2
3
4
7
5
4

SISTEMA HIDRAULICO / HIDRAULIC SYSTEM / SYSTÈME HYDRAULIQUE

ITEM	REF.	DENOMINACIÓN	DENOMINATION	DÉNOMINATION	K-A-101-E	K-AW-101-E	HASTA / UNTIL / JUSQU'A	DESDE / FROM / DEPUIS	OBSERVACIONES / NOTES / OBSERVATIONS
1	12244473	ELECTROVALVULA DOBLE	DOUBLE SOLENOID VALVE	ÉLECTROVANNE DOUBLE	1	1			
2	12296371	ELECTROVALVULA SIMPLE	SIMPLE SOLENOID VALVE	ÉLECTROVANNE SIMPLE	1	1			
3	12025198	MANGUERA ENTRADA AGUA	WATER INLET HOSE	FLEXIBLE ARRIVÉE D'EAU	2	2			
3	12024115	MANGUERA ENTRADA AGUA	WATER INLET HOSE	FLEXIBLE ARRIVÉE D'EAU	2	2			WRAS MODELS
4	11000083	TUBO GOMA NEGRA D17X10	BLACK RUBBER HOSE D17X10	TUYAU EN CAOUTCHOUC NOIR D17*10	65	65			unidad en centímetros / unit in centimeters
4	11003200	TUBO WRAS D16X10	WRAS HOSE D16X10	TUYAU WRAS D16X10	65	65			unidad en centímetros / unit in centimeters WRAS MODELS
5	11003727	TUBO SILICONA D46x38	SILICONE HOSE D46x38	TUYAU SILICONE D46x38	10	10			
6	12023511	RACORD EN Y	RACORD IN Y	RACCORD EN Y	1	1			
6	12289676	RACORD EN Y WRAS	RACORD IN Y WRAS	RACCORD EN Y WRAS	1	1			WRAS MODELS
7	12336582	ABRAZADERA 32-50	CLAMP 32-50	SERRAGE 32-50	2	2			

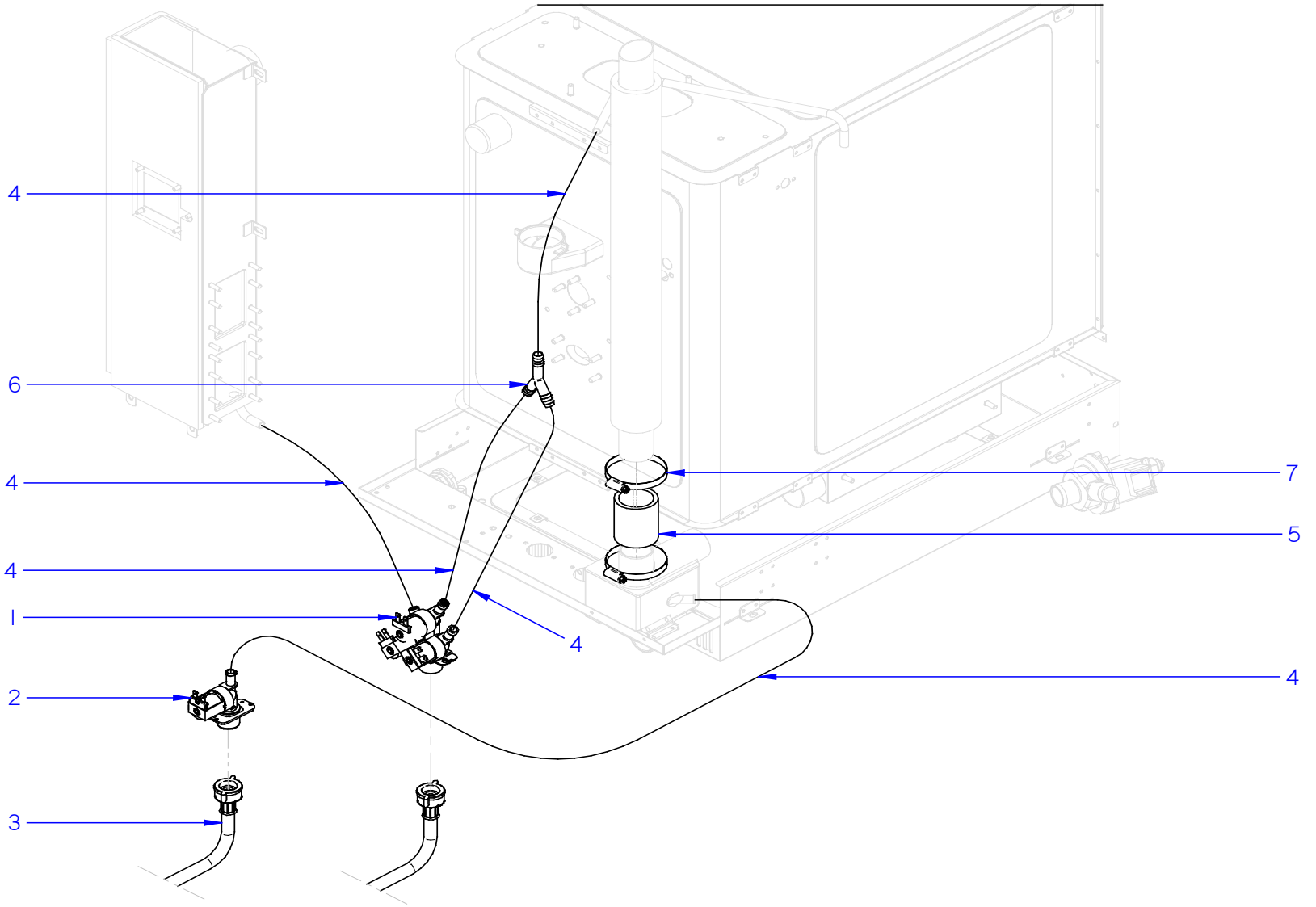
4
6
4
4
1
2
3
4
7
5
4

SISTEMA HIDRAULICO / HIDRAULIC SYSTEM / SYSTÈME HYDRAULIQUE

ITEM	REF.	DENOMINACIÓN	DENOMINATION	DÉNOMINATION	K-AP-101-E	K-APW-101-E	HASTA / UNTIL / JUSQU'A	DESDE / FROM / DEPUIS	OBSERVACIONES / NOTES / OBSERVATIONS
1	12242704	ELECTROVALVULA TRIPLE	TRIPLE SOLENOID VALVE	ÉLECTROVANNE TRIPLE	1	1			
2	12296371	ELECTROVALVULA SIMPLE	SIMPLE SOLENOID VALVE	ÉLECTROVANNE SIMPLE	1	1			
3	12025198	MANGUERA ENTRADA AGUA	WATER INLET HOSE	FLEXIBLE ARRIVÉE D'EAU	2	2			
4	11000083	TUBO GOMA NEGRA D17X10	BLACK RUBBER HOSE D17X10	TUYAU EN CAOUTCHOUC NOIR D17*10	65	65			unidad en centímetros / unit in centimeters
5	11003727	TUBO SILICONA D46x38	SILICONE HOSE D46x38	TUYAU SILICONE D46x38	10	10			
6	12023511	RACORD EN Y	RACORD IN Y	RACCORD EN Y	1	1			
7	12336582	ABRAZADERA 32-50	CLAMP 32-50	SERRAGE 32-50	2	2			

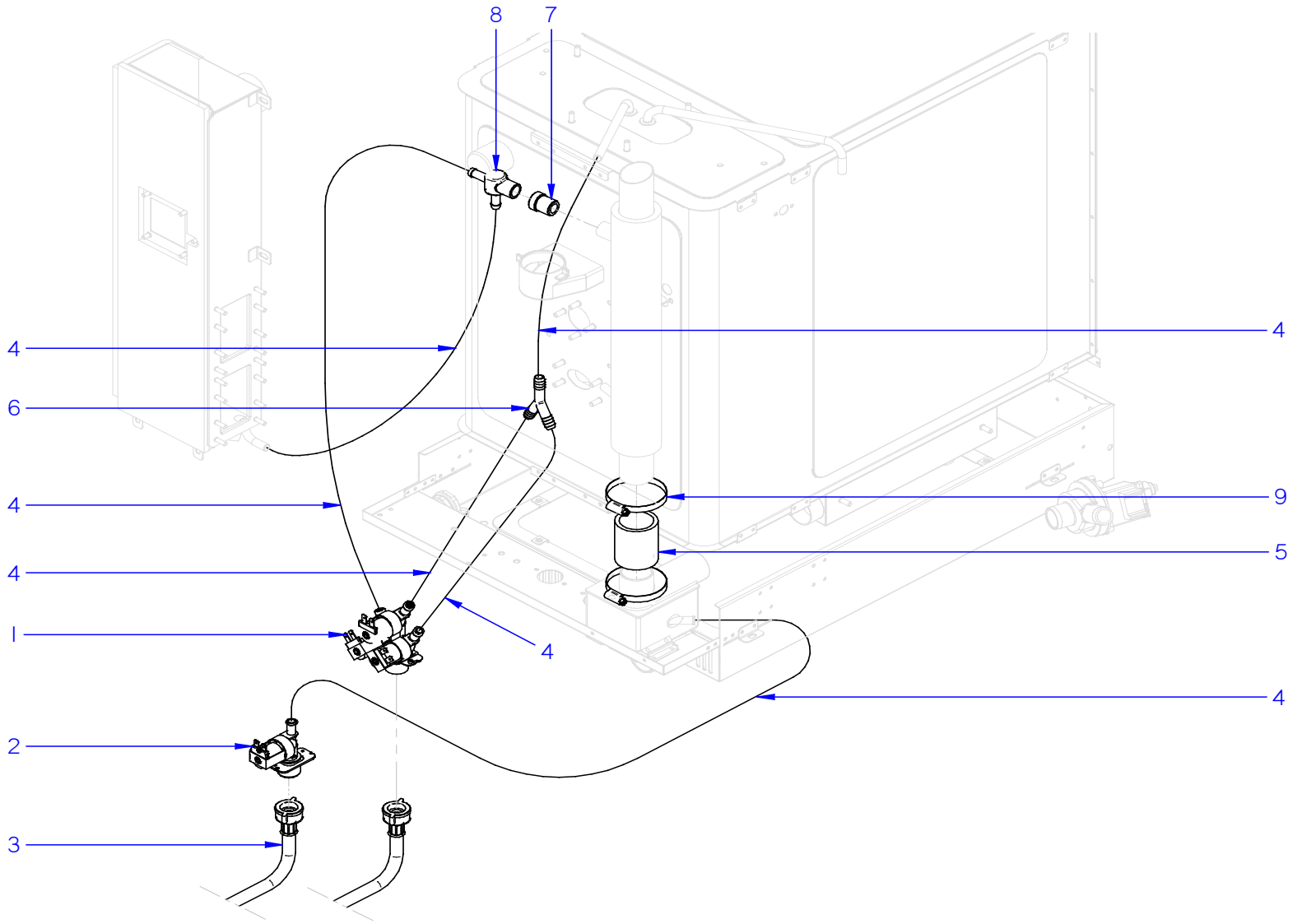
8
7
4
6
4
4
4
1
4
2
3
4
9
5
4

SISTEMA HIDRAULICO / HIDRAULIC SYSTEM / SYSTÈME HYDRAULIQUE

ITEM	REF.	DENOMINACIÓN	DENOMINATION	DÉNOMINATION	K-AP-101-E	K-APW-101-E	HASTA / UNTIL / JUSQU'A	DESDE / FROM / DEPUIS	OBSERVACIONES / NOTES / OBSERVATIONS
1	12242704	ELECTROVALVULA TRIPLE	TRIPLE SOLENOID VALVE	ÉLECTROVANNE TRIPLE	1	1			
2	12296371	ELECTROVALVULA SIMPLE	SIMPLE SOLENOID VALVE	ÉLECTROVANNE SIMPLE	1	1			
3	12024115	MANGUERA ENTRADA AGUA	WATER INLET HOSE	FLEXIBLE ARRIVÉE D'EAU	2	2			
4	11003200	TUBO WRAS D16X10	WRAS HOSE D16X10	TUYAU WRAS D16X10	1	1			unidad en metros / unit in meters
5	12170792	TUBO EMPALME D40	D40 SPLICE PIPE	TUYAU RACCORD D40	1	1			
6	12289676	RACORD EN Y WRAS	RACORD IN Y WRAS	RACCORD EN Y WRAS	1	1			
7	12288291	CONECTOR ANTIRETORNO WRAS	WRAS CHECK VALVE CONNECTOR	RACCORD SOUPAPE ANTIRETOUR WRAS	1	1			
8	12264816	VALVULA ANTIRRETORNO WRAS	WRAS CHECK VALVE	SOUPAPE ANTIRETOUR WRAS	1	1			
9	12336582	ABRAZADERA 32-50	CLAMP 32-50	SERRAGE 32-50	2	2			

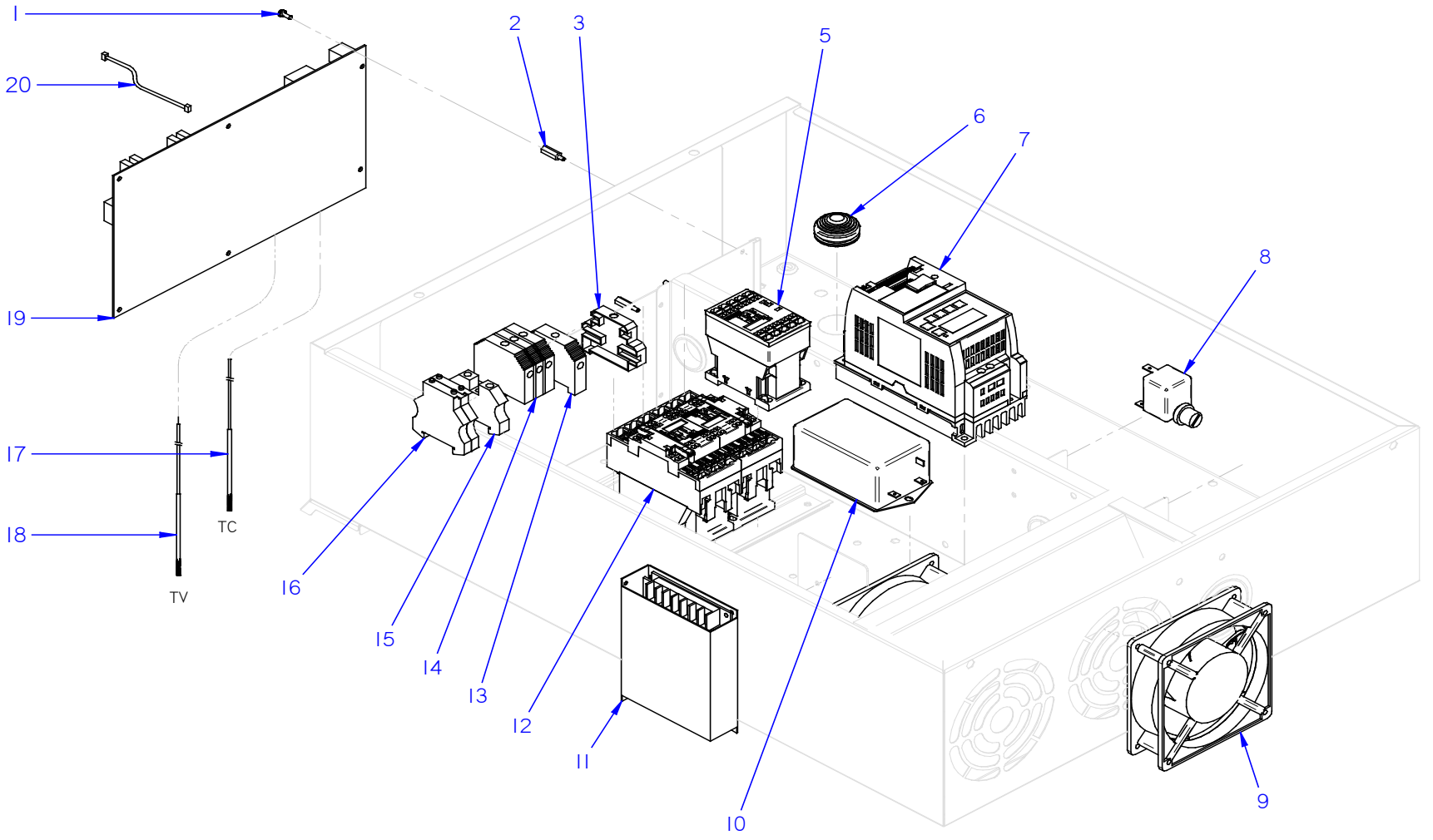
1
20
19
17
18
TC
TV
16
15
14
13
12
11
10
2
3
5
6
7
8
9

CUADRO ELECTRICO / ELECTRICAL BOARD / TABLEAU ÉLECTRIQUE

ITEM	REF.	DENOMINACIÓN	DENOMINATION	DÉNOMINATION	K-A-101-E	K-AW-101-E	HASTA / UNTIL / JUSQU'A	DESDE / FROM / DEPUIS	OBSERVACIONES / NOTES / OBSERVATIONS
1	12024424	TORNILLO AMARRE PLASTICO	PLASTIC FASTENING SCREW	VIS AMARRAGE PLASTIQUE	6	6			
2	12025260	DISTANCIADOR	SPACER	ENTRETOISE	6	6			
3	12024199	TOPE FINAL BORNA	FINAL END OF THE TERMINAL	BUTÉE FINALE DE BORNIER	1	1			
5	12024040	CONTACTOR 4 VIAS	CONTACTOR 4 WAY	CONTACTEUR 4 VOIES	1	1			
6	12008535	PASAMUROS DIAMETRO 30	WALL BUSHING D30	PASSE-CLOISON DIAMÈTRE 30	7	7			
7	12337021	VARIADOR 0,37 kW SIN FILTRO	INVERTER 0,37 kW WITHOUT FILTER	VARIATEUR 0,37 kW SANS FILTRE	1	1			
8	12133077	TERMOSTATO DE SEGURIDAD 360°C	SAFETY THERMOSTAT 360°C	THERMOSTAT DE SÉCURITÉ 360	1	1			
9	12228010	VENTILADOR	FAN	VENTILATEUR	2	2			
10	12340508	FILTRO HORNO	OVEN FILTER	FILTRE FOUR	1	1			
11	12256345	TRANSFORMADOR 100W	TRANSFORMER 100W	TRANSFORMATEUR 100W	1	1			
12	12041014	CONTACTOR 3 VIAS	CONTACTOR 3 WAY	CONTACTEUR 3 VOIES	2	2			
13	12025224	BORNA NEUTRO AZUL	BLUE NEUTRAL TERMINAL	BORNE NEUTRE 57A 10	1	1			
14	12023373	BORNA PASO 10MM	TERMINAL 10MM	BORNE DE CONNEXION	3	3			
15	12024743	BORNA TIERRA	EARTH TERMINAL	BORNE TERRE	1	1			
16	12025158	BORNA PORTAFUSIBLES	FUSE HOLDER CONNECTOR	BORNE PORTE-FUSIBLES	2	2			
	12024333	FUSIBLE	FUSE	FUSIBLE	2	2			
17	12024642	TERMOPAR CAMARA TC	CHAMBER THERMOCOUPLE TC	THERMOCOUPLE CHAMBRE TC	1	1			
18	12023901	TERMOPAR VAPOR TV	STEAM THERMOCOUPLE TV	THERMOCOUPLE VAPEUR TV	1	1			
19	12234624	TARJETA DE CONTROL C-A E	CONTROL BOARD C-A E	CARTE DE CONTRÔLE C-A-E	1	-			
19	12234621	TARJETA DE CONTROL WE	CONTROL DE BOARD WE	CARTE DE CONTRÔLE WE	-	1			
20	12023696	CABLEADO BMF	BMF WIRING	CÂBLAGE BMF	1	1			

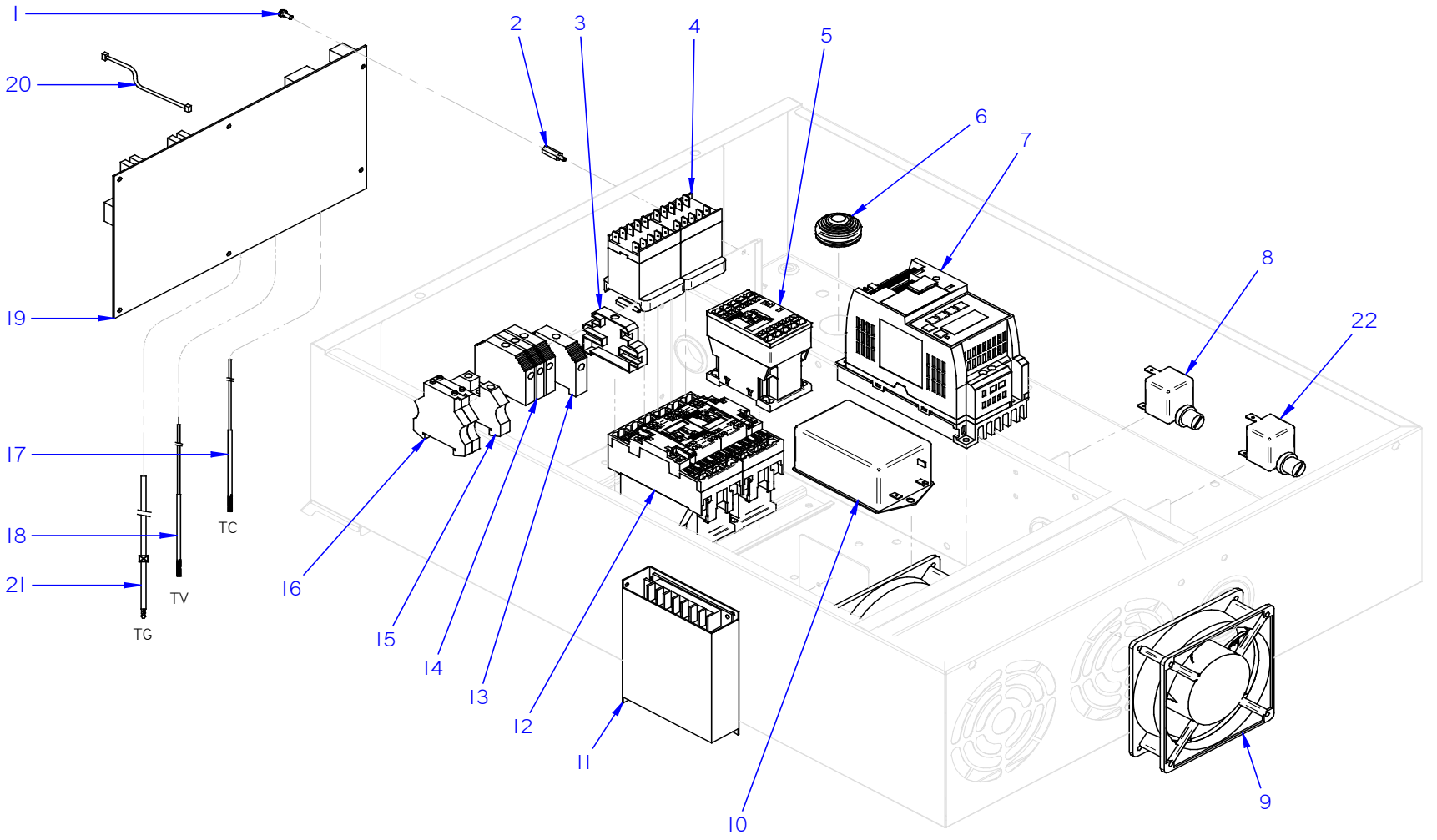
1
20
19
17
18
21
TC
TV
TG
16
15
14
13
12
11
10
2
3
4
5
6
7
8
22
9

CUADRO ELECTRICO / ELECTRICAL BOARD / TABLEAU ÉLECTRIQUE

ITEM	REF.	DENOMINACIÓN	DENOMINATION	DÉNOMINATION	K-AP-101-E	K-APW-101-E	HASTA / UNTIL / JUSQU'A	DESDE / FROM / DEPUIS	OBSERVACIONES / NOTES / OBSERVATIONS
1	12024424	TORNILLO AMARRE PLASTICO	PLASTIC FASTENING SCREW	VIS AMARRAGE PLASTIQUE	6	6			
2	12025260	DISTANCIADOR	SPACER	ENTRETOISE	6	6			
3	12024199	TOPE FINAL BORNA	FINAL END OF THE TERMINAL	BUTÉE FINALE DE BORNIER	1	1			
4	12024011	CONTACTOR 4 VIAS	4 WAY CONTACTOR	CONTACTEUR 4 VOIES	2	2			
5	12024040	CONTACTOR 4 VIAS	CONTACTOR 4 WAY	CONTACTEUR 4 VOIES	1	1			
6	12008535	PASAMUROS DIAMETRO 30	WALL BUSHING D30	PASSE-CLOISON DIAMÈTRE 30	7	7			
7	12337021	VARIADOR 0,37 kW SIN FILTRO	INVERTER 0,37 kW WITHOUT FILTER	VARIATEUR 0,37 kW SANS FILTRE	1	1			
8	12133077	TERMOSTATO DE SEGURIDAD 360°C	SAFETY THERMOSTAT 360°C	THERMOSTAT DE SÉCURITÉ 360	1	1			
9	12228010	VENTILADOR	FAN	VENTILATEUR	2	2			
10	12340508	FILTRO HORNO	OVEN FILTER	FILTRE FOUR	1	1			
11	12256345	TRANSFORMADOR 100W	TRANSFORMER 100W	TRANSFORMATEUR 100W	1	1			
12	12041014	CONTACTOR 3 VIAS	CONTACTOR 3 WAY	CONTACTEUR 3 VOIES	2	2			
13	12025224	BORNA NEUTRO AZUL	BLUE NEUTRAL TERMINAL	BORNE NEUTRE 57A 10	1	1			
14	12023373	BORNA PASO 10MM	TERMINAL 10MM	BORNE DE CONNEXION	3	3			
15	12024743	BORNA TIERRA	EARTH TERMINAL	BORNE TERRE	1	1			
16	12025158	BORNA PORTAFUSIBLES	FUSE HOLDER CONNECTOR	BORNE PORTE-FUSIBLES	2	2			
	12024333	FUSIBLE	FUSE	FUSIBLE	2	2			
17	12024642	TERMOPAR CAMARA TC	CHAMBER THERMOCOUPLE TC	THERMOCOUPLE CHAMBRE TC	1	1			
18	12023901	TERMOPAR VAPOR TV	STEAM THERMOCOUPLE TV	THERMOCOUPLE VAPEUR TV	1	1			
19	12234621	TARJETA DE CONTROL WE	CONTROL DE BOARD WE	CARTE DE CONTRÔLE WE	1	1			
20	12023696	CABLEADO BMF	BMF WIRING	CÂBLAGE BMF	1	1			
21	12171996	SONDA GENERADOR TG	STEAM GENERATOR PROBE TG	SONDE GENERATEUR TG	1	1			
22	12133078	TERMOSTATO DE SEGURIDAD 150°C	SAFETY THERMOSTAT 150°C	THERMOSTAT DE SÉCURITÉ 150	1	1			

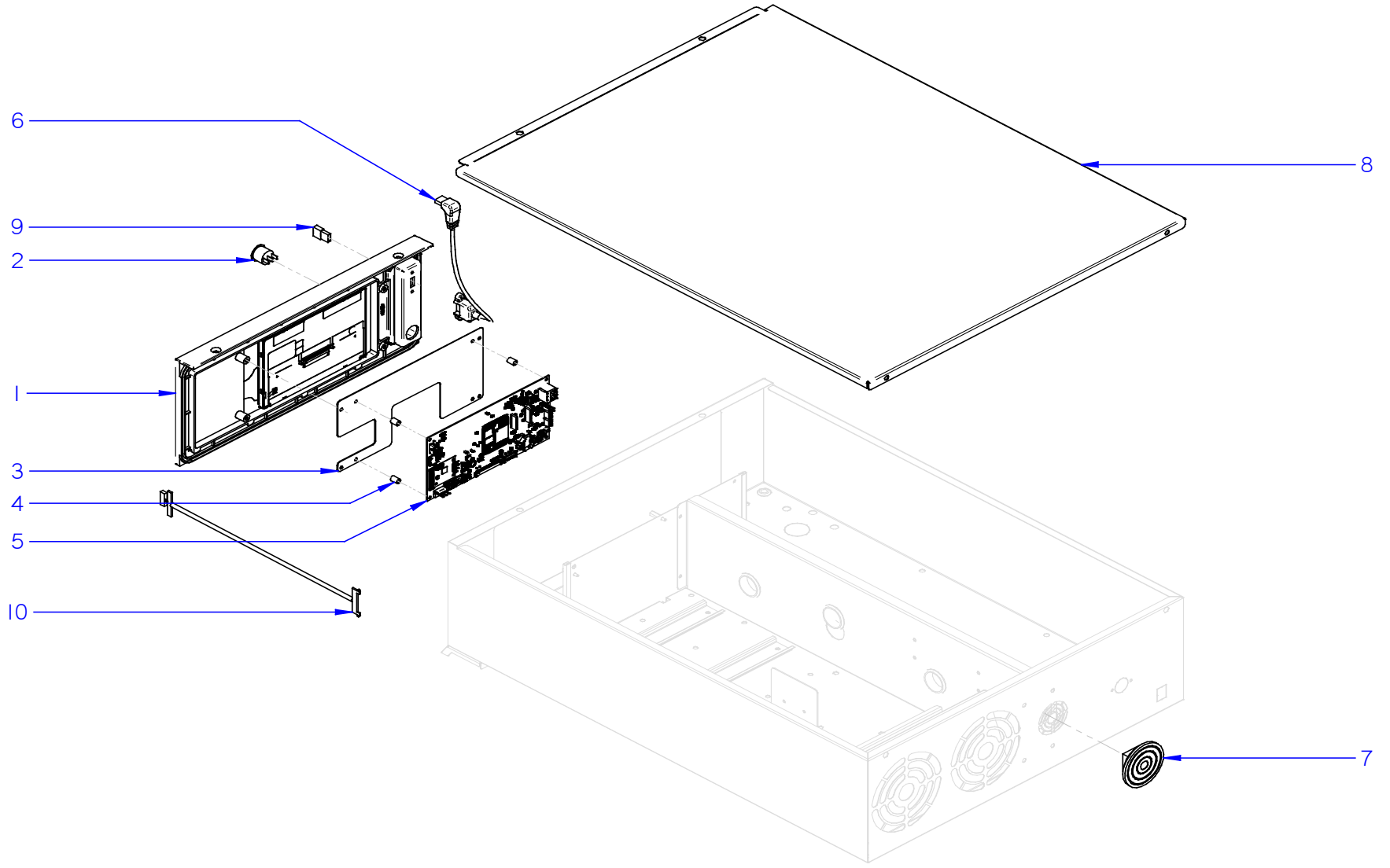
6
9
2
1
3
4
5
10
8
7

PORTAMANDOS / CONTROL PANEL / BANDEAU DE COMMANDES

ITEM	REF.	DENOMINACIÓN	DENOMINATION	DÉNOMINATION	K-A-101-E	K-AW-101-E	K-AP-101-E	K-APW-101-E	HASTA / UNTIL / JUSQU'A	DESDE / FROM / DEPUIS	OBSERVACIONES / NOTES / OBSERVATIONS
1	12332919	CARCASA + EMBELLECEDOR K	SHELL + STICKER K	CARCASSE + ENJOLIVEUR K	1	1	1	1			
2	12319974	INTERRUPTOR HORNO	OVEN SWITCH	NTERRUPTEUR FOUR	1	1	1	1			
3	12320615	AMARRE TARJETA PORTAMANDOS	CONTROL BOARD HOLDER	ATTACHE CARTE CONTRÔLE	1	1	1	1			
4	12010162	SEPARADOR PLACA 10x7x4	BOARD SPACER 10x7x4	SÉPARATEUR DE PLAQUE 10X8X4	4	4	4	4			
5	12347519	TARJETA HMI KOMPACT	HMI BOARD KOMPACT	CARTE HMI KOMPACT	1	1	1	1			
6	12245777	CABLE USB 130MM	USB WIRE 130MM	CÂBLAGE USB 130MM	1	1	1	1			
7	12227072	ZUMBADOR	BUZZER	RONFLEUR	1	1	1	1			
8	12345130	TAPA SUPERIOR PORTAMANDOS K	K CONTROL PANEL TOP COVER	COUVERCLE SUP. PANNEAU CONTRÔLE	1	1	1	1			
9	12301653	ADAPTADOR WIFI	WIFI ADAPTER	ADAPTATEUR WIFI	1	1	1	1			
10	12269152	CABLEADO DATAMODUL	DATAMODUL WIRING	CÂBLAGE DATAMODUL	1	1	1	1			

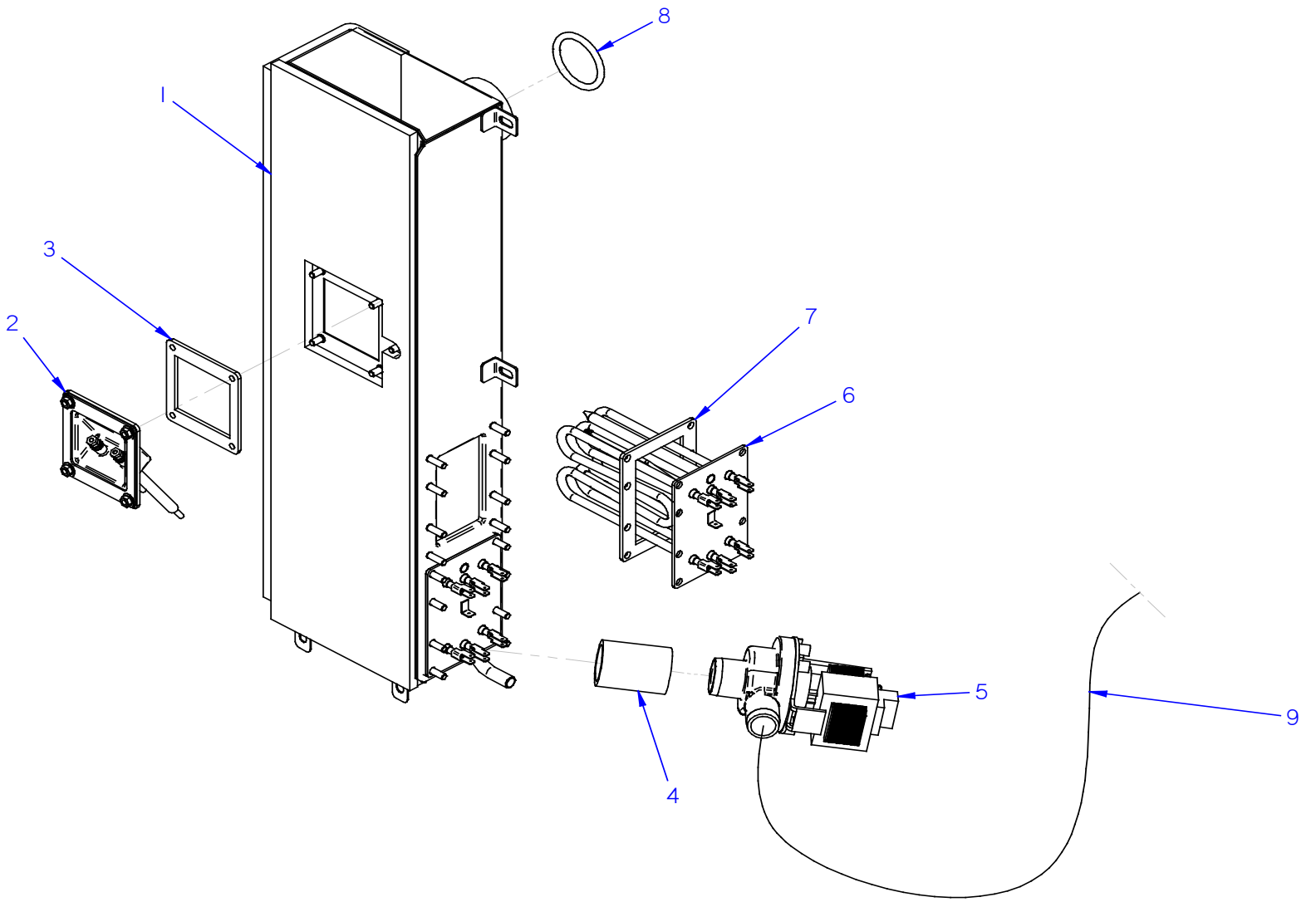
8
1
3
2
7
6
5
9
4

GENERADOR DE VAPOR / STEAM GENERATOR / GÉNÉRATEUR À VAPOUR

ITEM	REF.	DENOMINACIÓN	DENOMINATION	DÉNOMINATION	K-AP-101-E	K-APW-101-E	HASTA / UNTIL / JUSQU'A	DESDE / FROM / DEPUIS	OBSERVACIONES / NOTES / OBSERVATIONS
1	12331794	GENERADOR + AISLANTE K101	STEAM GENERATOR + ISOLATION K101	GÉNÉRATEUR + ISOLANT K101	1	1			
2	12171636	BOTE NIVELES	LEVEL CONTROL POT	POT DE NIVEAUX	1	1			
3	12171637	JUNTA BOTE NIVELES	LEVEL CONTROL POT SEAL	JOINT DE POT DE NIVEAUX	1	1			
4	12286650	CONDUCTO D37x50	D37x50 PIPE	TUYAU D37x50	1	1			
5	12327922	MOTOBOMBA 38W	MOTORPUMP 38W	POMPE 220V AC 1N 50/	1	1			
6	12160921	RESISTENCIA VAPOR 1800X3W	STEAM HEATING ELEMENT 1800X3W	ÉLÉMENT CHAUFFANT VAPEUR 1800X3W	2	2			
7	12169367	JUNTA RESISTENCIA GENERADOR	GENERATOR HEATING ELEMENT SEAL	JOINT RÉSISTANCE SURCHAUFFEUR	2	2			
8	12226971	JUNTA TORICA XS GEN	O-RING	BAGUE D'ÉCHANCHÉITÉ	1	1			
9	12188200	CONDUCTO IMPULSION	IMPULSION HOSE	CONDUIT D' IMPULSION	1	1			

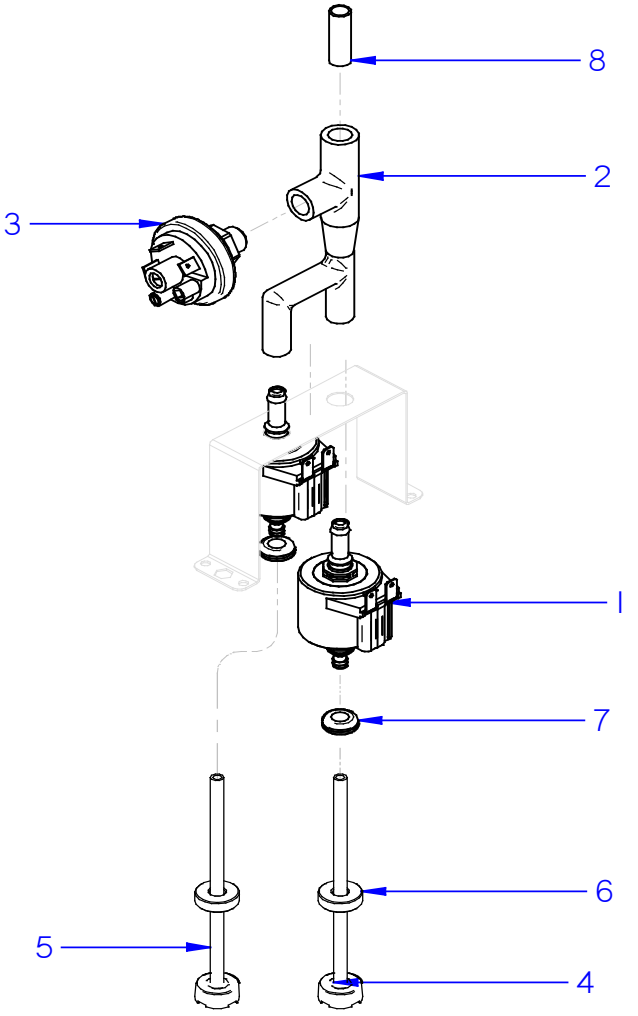
8
2
3
1
7
6
5
4

LAVADO LÍQUIDO / LIQUID WASHING / LAVAGE LIQUIDE

ITEM	REF.	DENOMINACIÓN	DENOMINATION	DÉNOMINATION	K-A-101-E	K-AW-101-E	HASTA / UNTIL / JUSQU'A	DESDE / FROM / DEPUIS	OBSERVACIONES / NOTES / OBSERVATIONS
1	12234579	MOTOBOMBA 14W	MOTORPUMP 14W	MOTOPOMPE 14kW	2	2			
2	12228575	DISTRIBUIDOR LAVADO	WASHING DISPENSER	DISTRIBUTEUR LAVAGE	1	1			
3	12024188	PRESOSTATO SIMPLE	SIMPLE PRESSURE SWITCH	PRESSOSTAT 0,20-0,30 BAR	1	1			
4	12092499	CONDUCTO ABRILLANTADOR 6X4	RINSE HOSE 6X4	CONDUIT LIQUIDE DE RINÇAGE COMPLET D4X6	1	1			
5	12024139	CONDUCTO DETERGENTE 6X4	DETERGENT HOSE 6X4	CONDUIT DÉTERGENT 6x4	1	1			
6	12164632	PESO FILTRO	FILTER WEIGHT	POIDS FILTRE	2	2			
7	12112707	PASAMUROS 18x8x6	WALLBUSHING 18x8x6	PASSE-CLOISON 18X8X6	2	2			
8	12021992	TUBO UNION	FITTING PIPE	TUBE JONCTION	1	1			

REPUESTOS RECOMENDADOS / RECOMMENDED SPARE PARTS / PIÉCE DE RECHANGE RECOMMANDÉ

ITEM	REF.	DENOMINACIÓN	DENOMINATION	DÉNOMINATION	K-A-101-E	K-AW-101-E	K-AP-101-E	K-APW-101-E	HASTA / UNTIL / JUSQU'A	DESDE / FROM / DEPUIS	OBSERVACIONES / NOTES / OBSERVATIONS
2	12323807	JUNTA PUERTA	DOOR SEAL	JOINT DE PORTE COMPLET	1	1	1	1			PANELES / PANELS / PANNEAUS
11	12368649	INTERRUPTOR MAGNÉTICO	MAGNETIC SWITCH	INTERRUPTEUR MAGNETIQUE	1	1	1	1			PANELES / PANELS / PANNEAUS
1	12167515	MOTOR TURBINA	TURBINE MOTOR	MOTEUR TURBINE	1	1	1	1			MUEBLE INTERIOR / INNER CABINET / MEUBLE INTÉRIEUR
5	12237132	SONDA HUMEDAD	HUMIDITY PROBE	SONDE HUMIDITÉ	1	1	1	1			MUEBLE INTERIOR / INNER CABINET / MEUBLE INTÉRIEUR
7	12171570	VALVULA DESAGÜE	DRAIN VALVE	SOUPAPE DE VIDANGE	1	1	1	1			MUEBLE INTERIOR / INNER CABINET / MEUBLE INTÉRIEUR
9	12327922	MOTOBOMBA 38W	MOTORPUMP 38W	MOTOPOMPE 38W	1	1	2	2			MUEBLE INTERIOR / INNER CABINET / MEUBLE INTÉRIEUR
16	12250502	SONDA NTC 600MM	NTC PROBE 600MM	SONDE NTC 600MM	1	1	1	1			MUEBLE INTERIOR / INNER CABINET / MEUBLE INTÉRIEUR
19	12330560	RESISTENCIA 12 kW	12kW HEATING ELEMENT	RÉSISTANCE 12kW	1	1	1	1			MUEBLE INTERIOR / INNER CABINET / MEUBLE INTÉRIEUR
0	12244473	ELECTROVALVULA DOBLE	DOUBLE SOLENOID VALVE	ÉLECTROVANNE DOUBLE	1	1	-	-			SISTEMA HIDRAULICO / HIDRAULIC SYSTEM / SYSTÈME HYDRAULIQUE
0	12296371	ELECTROVALVULA SIMPLE	SIMPLE SOLENOID VALVE	ÉLECTROVANNE SIMPLE	1	1	1	1			SISTEMA HIDRAULICO / HIDRAULIC SYSTEM / SYSTÈME HYDRAULIQUE
1	12242704	ELECTROVALVULA TRIPLE	TRIPLE SOLENOID VALVE	ÉLECTROVANNE TRIPLE	-	-	1	1			SISTEMA HIDRAULICO / HIDRAULIC SYSTEM / SYSTÈME HYDRAULIQUE
5	12024040	CONTACTOR 4 VIAS	CONTACTOR 4 WAY	CONTACTEUR 4 VOIES	1	1	1	1			CUADRO ELECTRICO / ELECTRICAL BOARD / TABLEAU ÉLECTR.
7	12337021	VARIADOR 0,37 kW SIN FILTRO	INVERTER 0,37 kW WITHOUT FILTER	VARIATEUR 0,37 kW SANS FILTRE	1	1	1	1			CUADRO ELECTRICO / ELECTRICAL BOARD / TABLEAU ÉLECTR.
8	12133077	TERMOSTATO DE SEGURIDAD 360°C	SAFETY THERMOSTAT 360°C	THERMOSTAT DE SÉCURITÉ 360	1	1	1	1			CUADRO ELECTRICO / ELECTRICAL BOARD / TABLEAU ÉLECTR.
9	12228010	VENTILADOR	FAN	VENTILATEUR	2	2	2	2			CUADRO ELECTRICO / ELECTRICAL BOARD / TABLEAU ÉLECTR.
11	12256345	TRANSFORMADOR 100W	TRANSFORMER 100W	TRANSFORMATEUR 100W	1	1	1	1			CUADRO ELECTRICO / ELECTRICAL BOARD / TABLEAU ÉLECTR.
12	12041014	CONTACTOR 3 VIAS	CONTACTOR 3 WAY	CONTACTEUR 3 VOIES	2	2	2	2			CUADRO ELECTRICO / ELECTRICAL BOARD / TABLEAU ÉLECTR.
17	12024642	TERMOPAR CAMARA TC	CHAMBER THERMOCOUPLE TC	THERMOCOUPLE CHAMBRE TC	1	1	1	1			CUADRO ELECTRICO / ELECTRICAL BOARD / TABLEAU ÉLECTR.
18	12023901	TERMOPAR VAPOR TV	STEAM THERMOCOUPLE TV	THERMOCOUPLE VAPEUR TV	1	1	1	1			CUADRO ELECTRICO / ELECTRICAL BOARD / TABLEAU ÉLECTR.
19	12234624	TARJETA DE CONTROL C-A E	CONTROL BOARD C-A E	CARTE DE CONTRÔLE C-A-E	1	-	-	-			CUADRO ELECTRICO / ELECTRICAL BOARD / TABLEAU ÉLECTR.
19	12234621	TARJETA DE CONTROL WE	CONTROL DE BOARD WE	CARTE DE CONTRÔLE WE	-	1	1	1			CUADRO ELECTRICO / ELECTRICAL BOARD / TABLEAU ÉLECTR.
4	12024011	CONTACTOR 4 VIAS	4 WAY CONTACTOR	CONTACTEUR 4 VOIES	-	-	2	2			CUADRO ELECTRICO / ELECTRICAL BOARD / TABLEAU ÉLECTR.
21	12171996	SONDA GENERADOR TG	STEAM GENERATOR PROBE TG	SONDE GENERATEUR TG	-	-	1	1			CUADRO ELECTRICO / ELECTRICAL BOARD / TABLEAU ÉLECTR.
22	12133078	TERMOSTATO DE SEGURIDAD 150°C	SAFETY THERMOSTAT 150°C	THERMOSTAT DE SÉCURITÉ 150	-	-	1	1			CUADRO ELECTRICO / ELECTRICAL BOARD / TABLEAU ÉLECTR.
1	12332919	CARCASA + EMBELLECEDOR K	SHELL + STICKER K	CARCASSE + ENJOLIVEUR K	1	1	1	1			PORTAMANDOS / CONTROL PANEL / BANDEAU
2	12319974	INTERRUPTOR HORNO	OVEN SWITCH	NTERRUPTEUR FOUR	1	1	1	1			PORTAMANDOS / CONTROL PANEL / BANDEAU
5	12347519	TARJETA HMI KOMPACT	HMI BOARD KOMPACT	CARTE HMI KOMPACT	1	1	1	1			PORTAMANDOS / CONTROL PANEL / BANDEAU
2	12171636	BOTE NIVELES	LEVEL CONTROL POT	POT DE NIVEAUX	-	-	1	1			GENERADOR DE VAPOR / STEAM GEN. / GÉNÉRATEUR À VAPOUR
6	12160921	RESISTENCIA VAPOR 1800X3W	STEAM HEATING ELEMENT 1800X3W	ÉLÉMENT CHAUFFANT VAPEUR 1800X3W	-	-	2	2			GENERADOR DE VAPOR / STEAM GEN. / GÉNÉRATEUR À VAPOUR

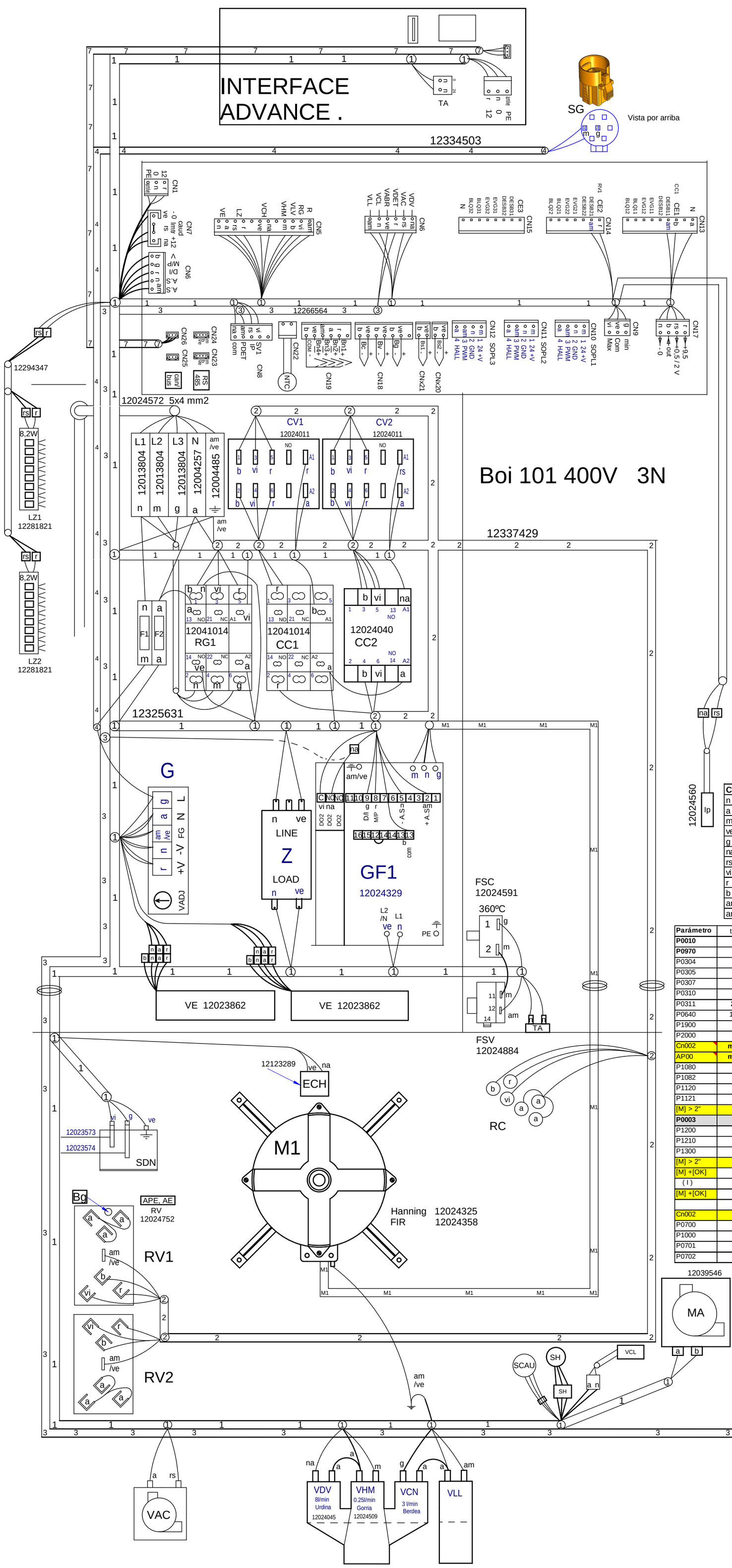

K-APW 101

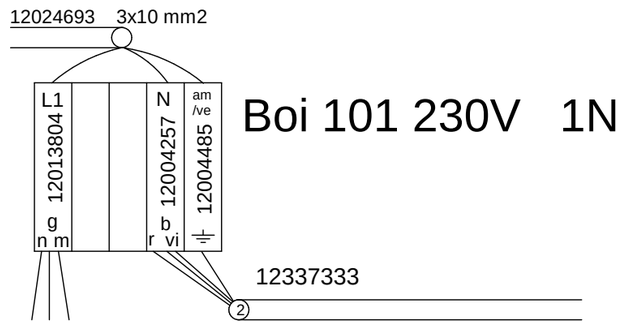

Boi 101 230V 1N

Boi 101 230V 3PH

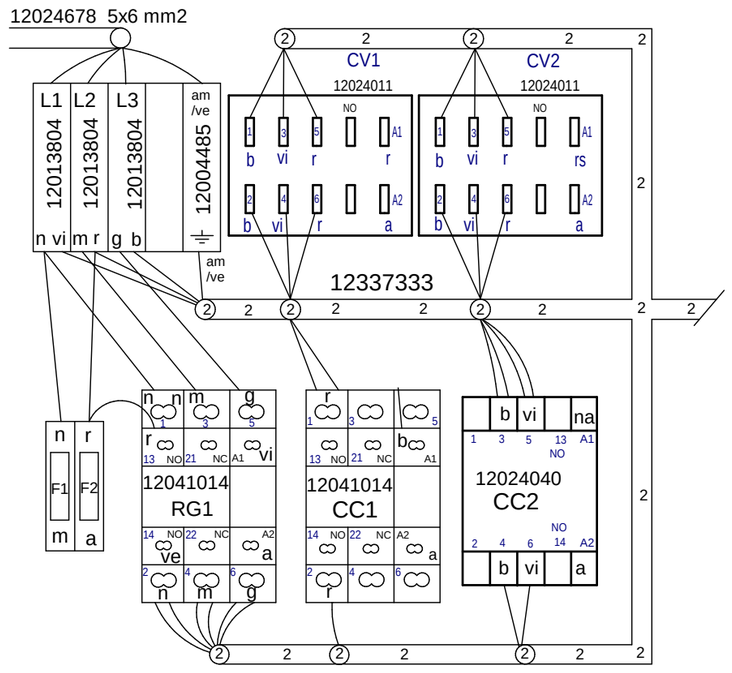

COLOR	COLORES	COLOUR
n	Negro	Black
a	Azul	Blue
m	Marrón	Brown
ve	Verde	Green
g	Gris	Grey
na	Naranja	Orange
rs	Rosa	Pink
vi	Violeta	Purple
r	Rojo	Red
b	Blanco	White
am	Amarillo	Yellow
am/ve	Amarillo / verde	Yellow / green

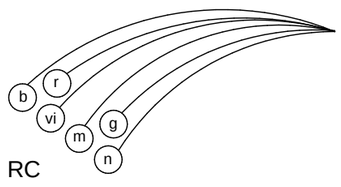

Parámetro	todos	Variador Siemens V20
P0010	0	=0 Preparado, =1 Modf. Parametro
P0970	21	Restablece ajuste de fabrica
P0304	230	Vn (Tensión nominal Motor)
P0305	1,2	In (Consumo nominal Motor)
P0307	0,2	Pn (Potencia nominal Motor)
P0310	50	Fn (Frecuencia nominal Motor)
P0311	2800	Rpm (velocidad nominal Motor)
P0640	100%	Imax (consume maximo)
P1900	0	Identificar motor en parada [OK]
P2000	45	F ref (frecuencia ref. Consigna
Cn002	macro	Control por terminal [OK]
AP00	macro	Sin Macro de aplicación
P1080	8	(Frecuencia minima Hz)(500rpm)
P1082	50	(Frecuencia maxima Hz)
P1120	5	(tiempo aceleración) seg
P1121	5	(tiempo frenada) seg
[M] > 2"		Salir y guardar
P0003	3	Nivel Experto
P1200	0	start al vuelo
P1210	7	Reinicio automatico
P1300	7	Modo parabola, Ventilador, ECO
[M] > 2"		Salir y guardar
[M] +[OK]		Modo BOP
(I)		Start Identificacion motor A541
[M] +[OK]		Modo Terminal
		Fin de proceso manual
Cn002		Control por terminal [OK]
P0700	2	Control Terminal
P1000	2	Control Consigna Terminal ADC
P0701	1	Entrada DI1 ON/OFF
P0702	12	Entrada DI2 REVERSO

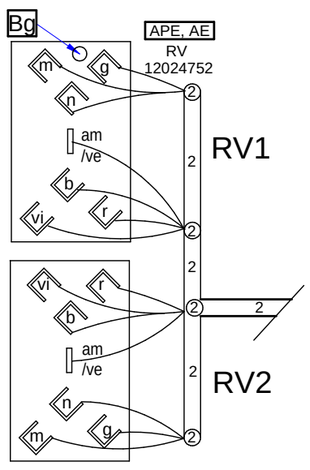

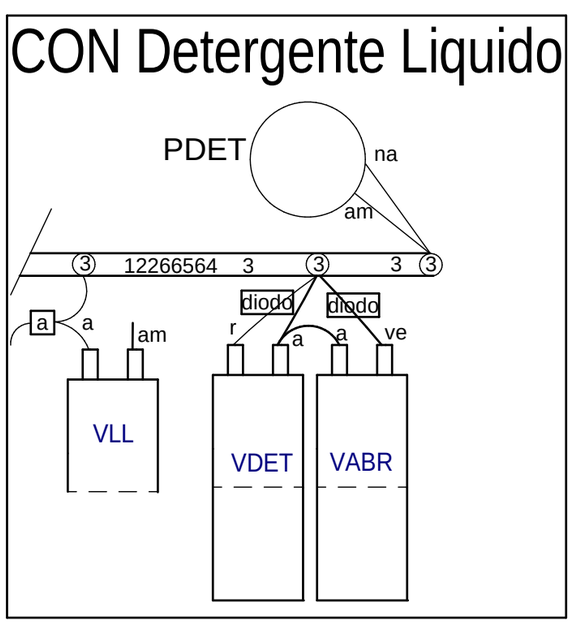

DESIGNED BY	M.MAILLO	12338689	REVISION	Plano Montaje Kompact K-061, K-101	12338689	DESING CENTER:	ONA	ISO 2768-1
PROPOSED BY:	M.MAILLO			TITLE	CODE	MAT STATUS:		SHEET FORMAT: A4
VALIDATED BY	J.ESKIBEL				HORNOS IKORE	DOC STATUS:		SHEET: 1 / 4
DATE	2023/6/27			ISSUE DATE:		TREATMENT		SCALE: 2:1

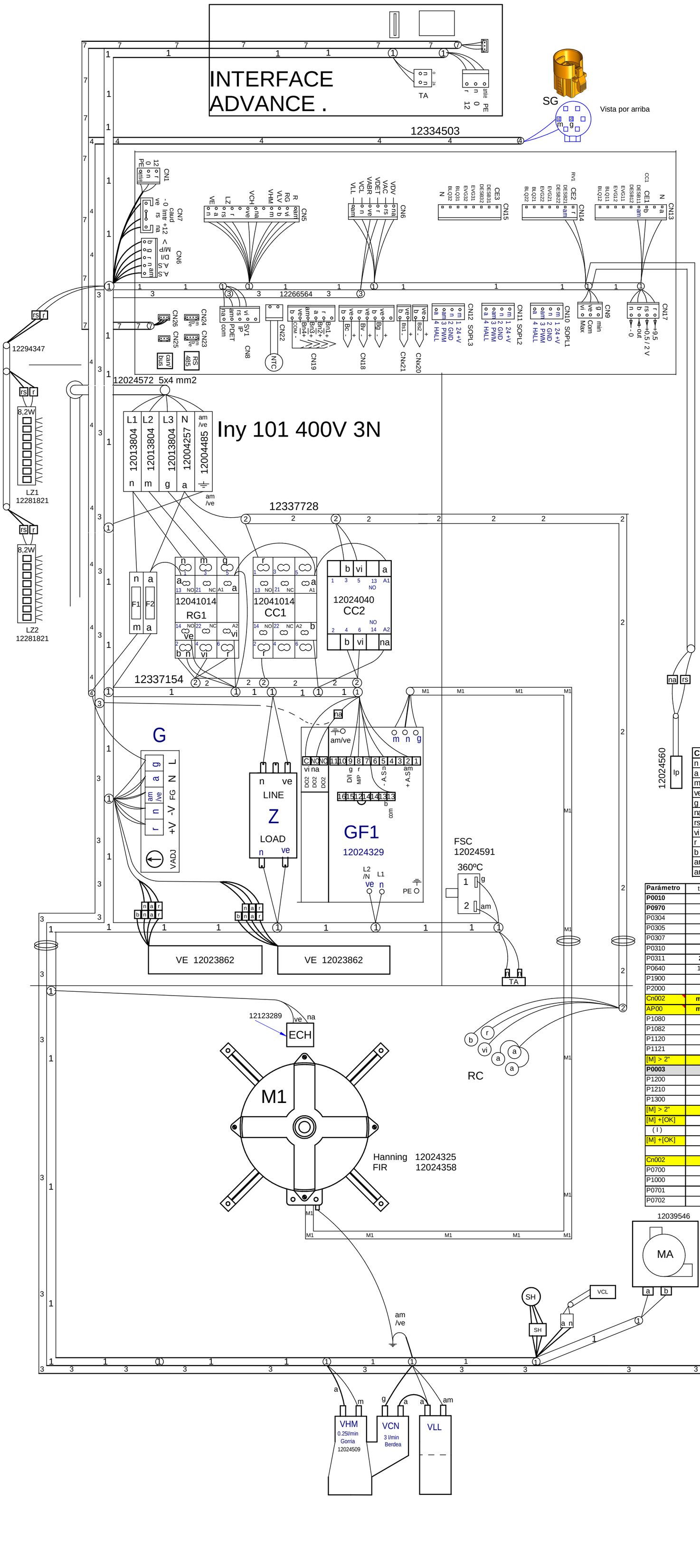

K-AW 101

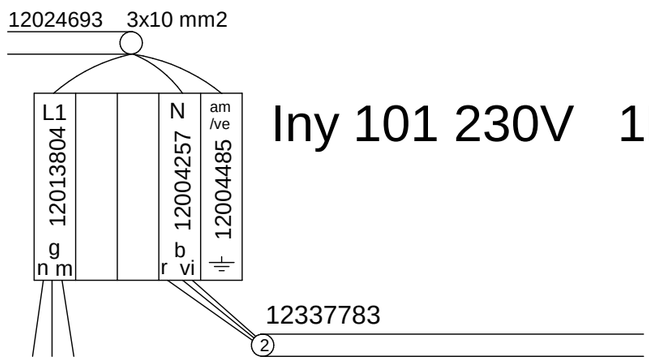

Iny 101 230V 1N

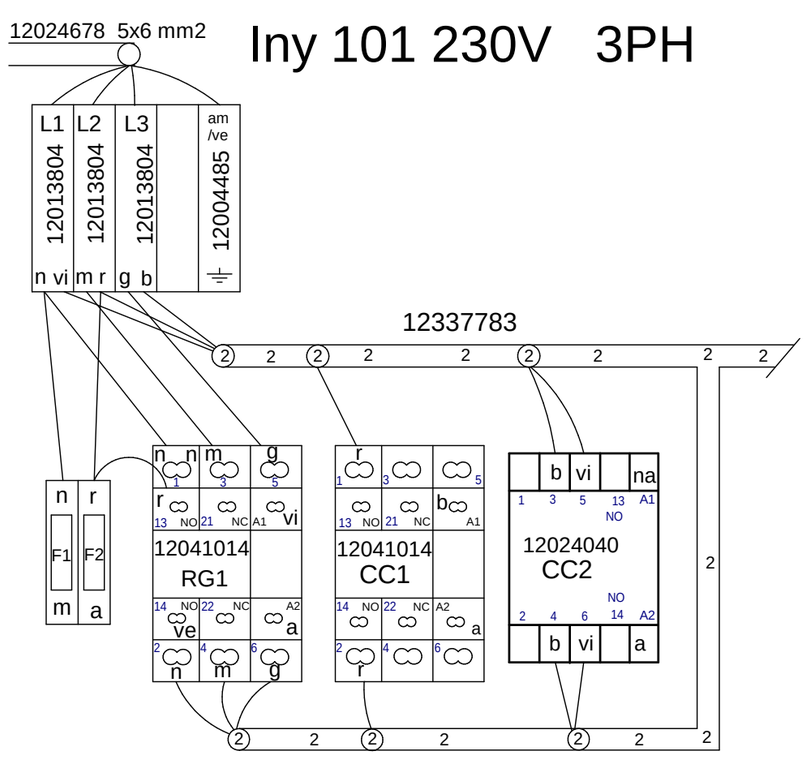

Iny 101 230V 3PH

COLOR	COLORES	COLOUR
n	Negro	Black
a	Azul	Blue
m	Marrón	Brown
ve	Verde	Green
g	Gris	Grey
na	Naranja	Orange
rs	Rosa	Pink
vi	Violeta	Purple
r	Rojo	Red
b	Blanco	White
am	Amarillo	Yellow
am/ve	Amarillo / verde	Yellow / green

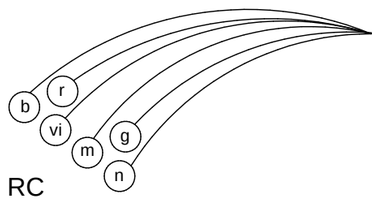

Parámetro	todos	Variador Siemens V20
P0010	0	=0 Preparado, =1 Modf. Parametro
P0970	21	Restablece ajuste de fabrica
P0304	230	Vn (Tensión nominal Motor)
P0305	1,2	In (Consumo nominal Motor)
P0307	0,2	Pn (Potencia nominal Motor)
P0310	50	Fn (Frecuencia nominal Motor)
P0311	2800	Rpm (velocidad nominal Motor)
P0640	100%	Imax (consume maximo)
P1900	0	Identificar motor en parada [OK]
P2000	45	F ref (frecuencia ref. Consigna
Cn002	macro	Control por terminal [OK]
AP00	macro	Sin Macro de aplicación
P1080	8	(Frecuencia minima Hz)(500rpm)
P1082	50	(Frecuencia maxima Hz)
P1120	5	(tiempo aceleración) seg
P1121	5	(tiempo frenada) seg
[M] > 2"		Salir y guardar
P0003	3	Nivel Experto
P1200	0	start al vuelo
P1210	7	Reinicio automatico
P1300	7	Modo parabola, Ventilador, ECO
[M] > 2"		Salir y guardar
[M] +[OK]		Modo BOP
(I)		Start Identificacion motor A541
[M] +[OK]		Modo Terminal
		Fin de proceso manual
Cn002		Control por terminal [OK]
P0700	2	Control Terminal
P1000	2	Control Consigna Terminal ADC
P0701	1	Entrada DI1 ON/OFF
P0702	12	Entrada DI2 REVERSO

CON Detergente Liquido

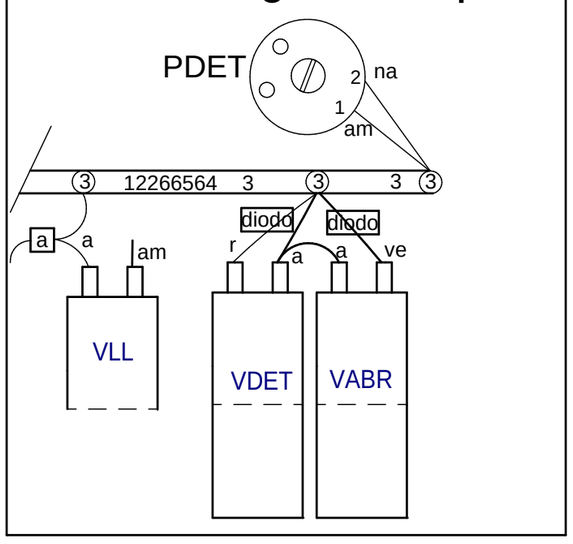

DESIGNED BY	M.MAILLO	12338689	REVISION	Plano Montaje Kompact K-061, K-101	12338689	DESING CENTER: ONA	ISO 2768-1
PROPOSED BY:	M.MAILLO			TITLE	CODE	MAT STATUS:	SHEET FORMAT: A4
VALIDATED BY	J.ESKIBEL				HORNOS IKORE	DOC STATUS:	SHEET: 2 / 4
DATE	2023/6/27			ISSUE DATE:		TREATMENT	SCALE: 1:1

ESQUEMA ELECTRICO
WIRING DIAGRAM
SCHÉMA ÉLECTRIQUE

MOD. K-A, K-AW, 101, E

VOLTAGE: 3N ~ 400V, 3 ~ 230V, 1N 230V ~

CONTROL VOLTAGE: 230 VAC / 12 VDC

MOD.	V	Electrical Power Supply	I Nom A	CONNECTION WIRING	EXTERNAL FUSE A	DIFERENTIAL SWITCH	TOTAL POWER KW
K-AW 101	400	400V 3N~50-60Hz	21,7	3x4mm^2 +N+T	25	300mA	12,8
	230	230V 3~50-60Hz	35,1	3x6mm²+T	40	300mA	
	230	230V 1~50-60Hz	55,7	2x10mm²+T	63	300mA	

DESIGNED BY	M.MAILLO	12338683	REVISION		Esquema Horno E Kompact Inyecc K-101	12338683	DESING CENTER:	ONA	ISO 2768-1
PROPOSED BY:	M.MAILLO				TITLE	CODE	MAT STATUS:		SHEET FORMAT: A4
VALIDATED BY	J.ESKIBEL				-	HORNOS	DOC STATUS:		SHEET: 1 / 6
DATE	27.06.2023				ISSUE DATE:		TREATMENT		SCALE: 1:1

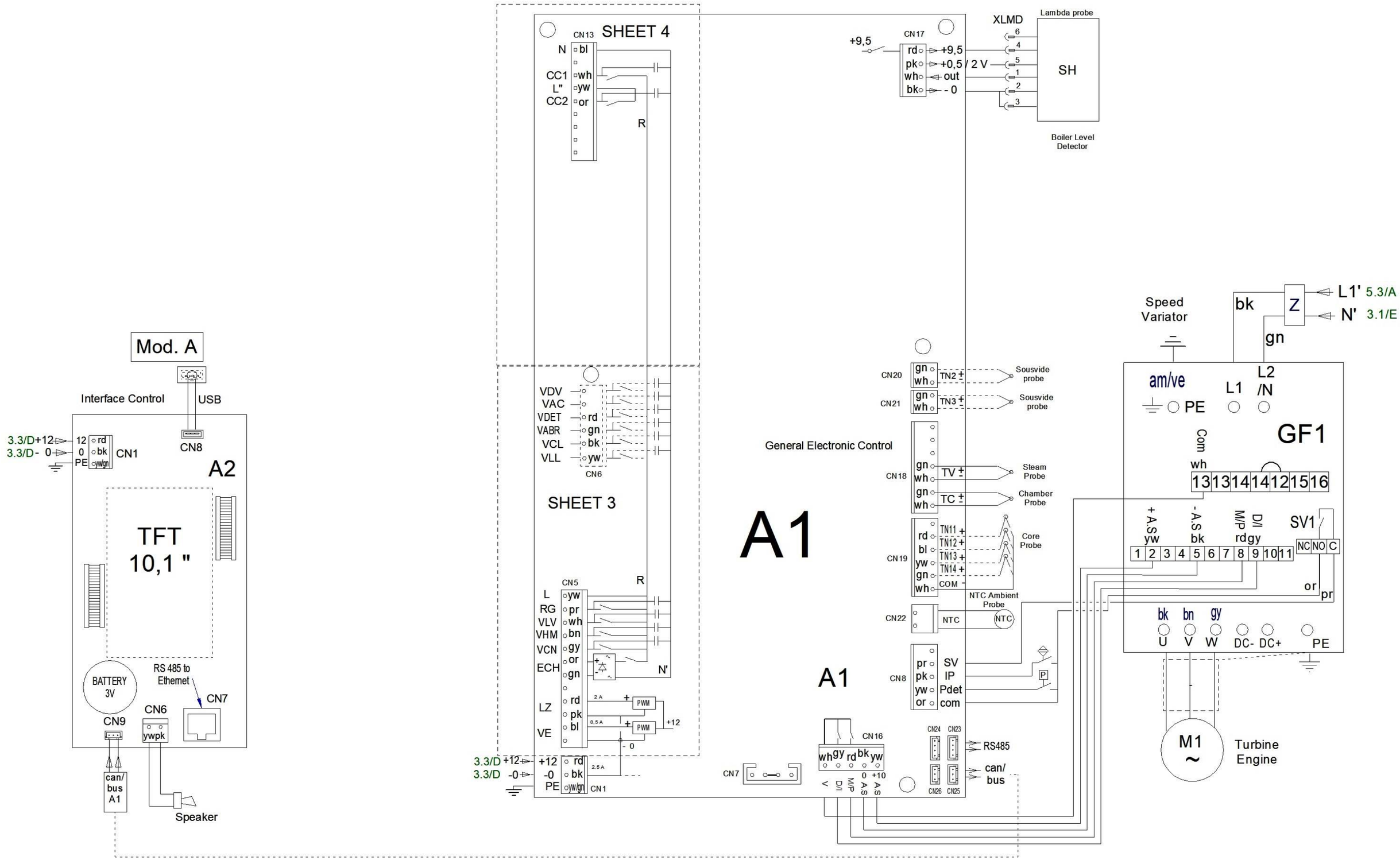

DESIGNED BY	M.MAILLO	12338683	REVISION		Esquema Horno E Kompact Inyecc K-101	12338683	DESING CENTER:	ONA	ISO 2768-1
PROPOSED BY:	M.MAILLO				TITLE	CODE	MAT STATUS:		SHEET FORMAT: A4
VALIDATED BY	J.ESKIBEL				-	HORNOS	DOC STATUS:		SHEET: 2 / 6
DATE	27.06.2023				ISSUE DATE:		TREATMENT		SCALE: 1:1

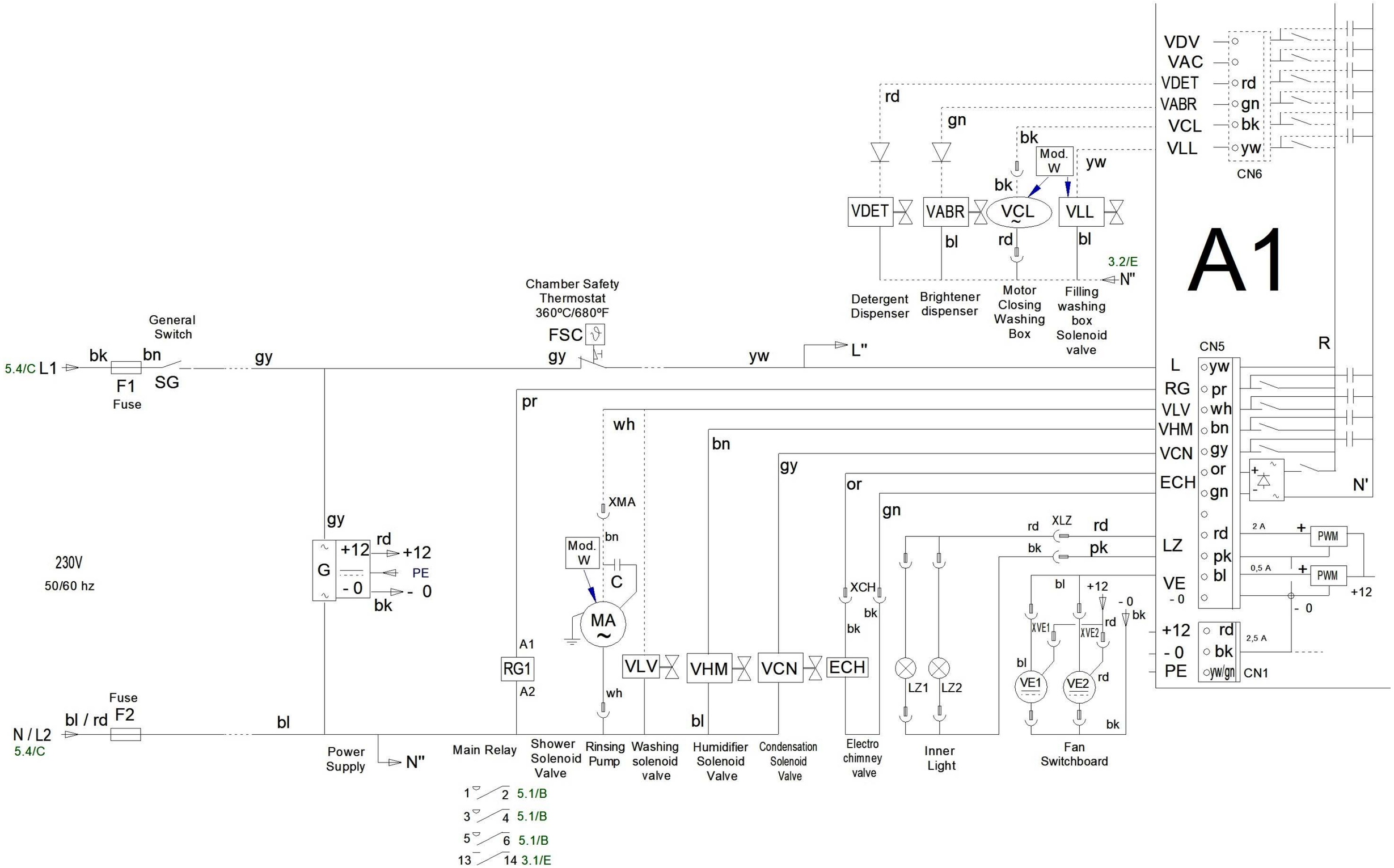

DESIGNED BY	M.MAILLO	12338683	REVISION		Esquema Horno E Kompact Inyecc K-101		12338683	DESING CENTER:	ONA	ISO 2768-1
PROPOSED BY:	M.MAILLO				TITLE		CODE	MAT STATUS:		SHEET FORMAT: A4
VALIDATED BY	J.ESKIBEL				-		HORNOS	DOC STATUS:		SHEET: 3 / 6
DATE	27.06.2023				ISSUE DATE:			TREATMENT		SCALE: 1:1

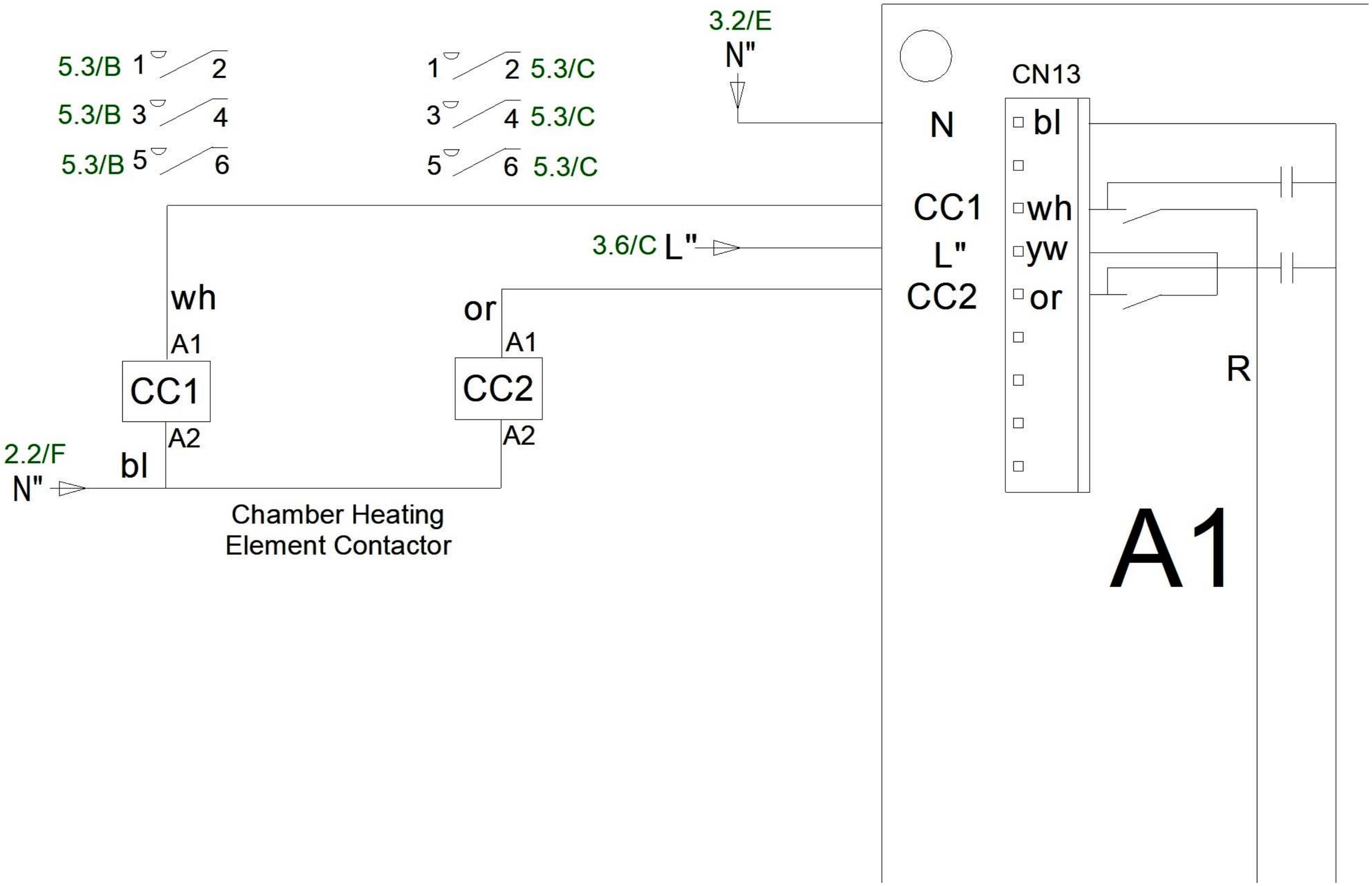

DESIGNED BY	M.MAILLO	12338683	REVISION		Esquema Horno E Kompact Inyecc K-101		12338683	DESING CENTER:	ONA	ISO 2768-1
PROPOSED BY:	M.MAILLO				TITLE		CODE	MAT STATUS:		SHEET FORMAT: A4
VALIDATED BY	J.ESKIBEL				-		HORNOS	DOC STATUS:		SHEET: 4 / 6
DATE	27.06.2023				ISSUE DATE:			TREATMENT		SCALE: 1:1

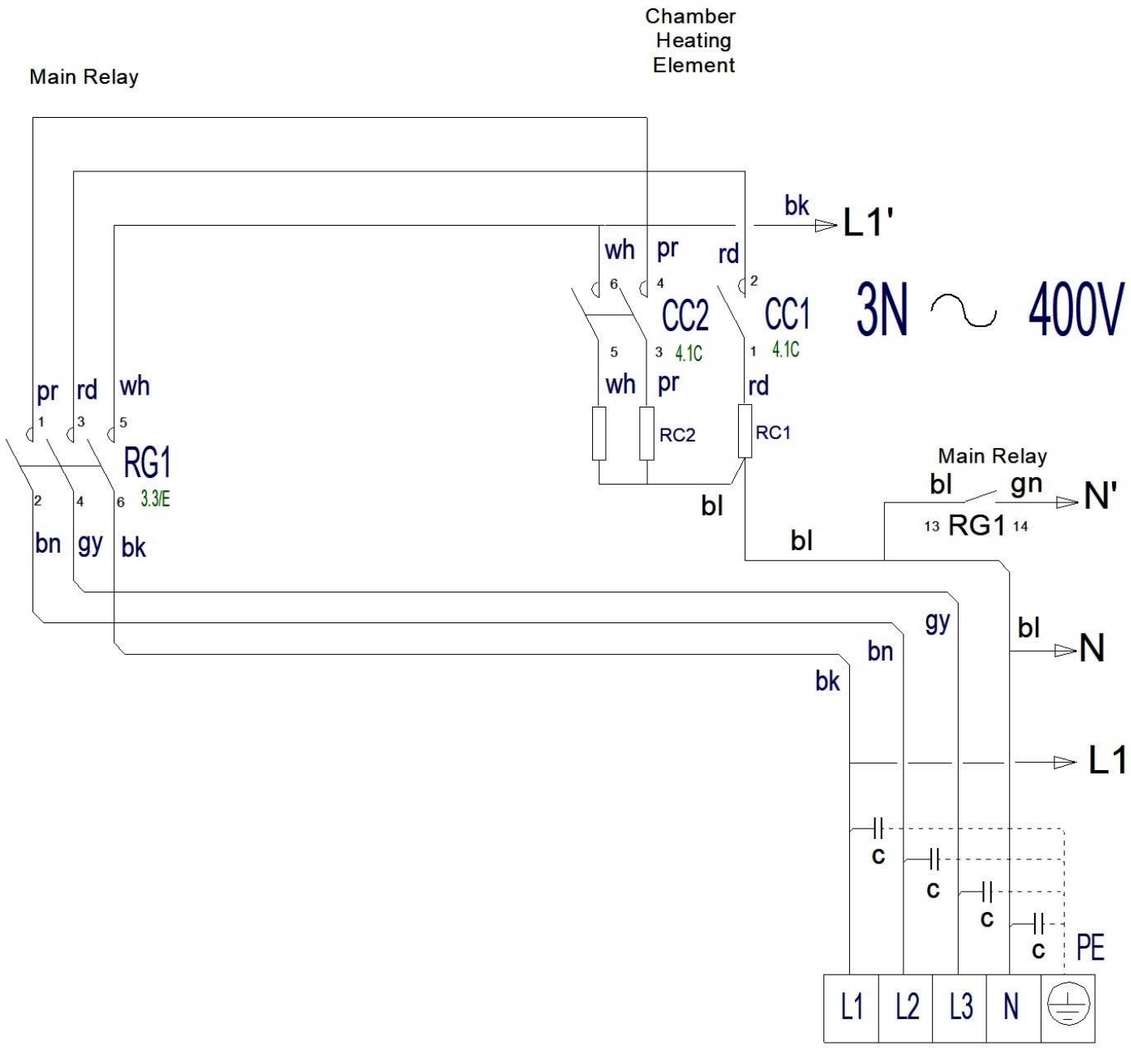

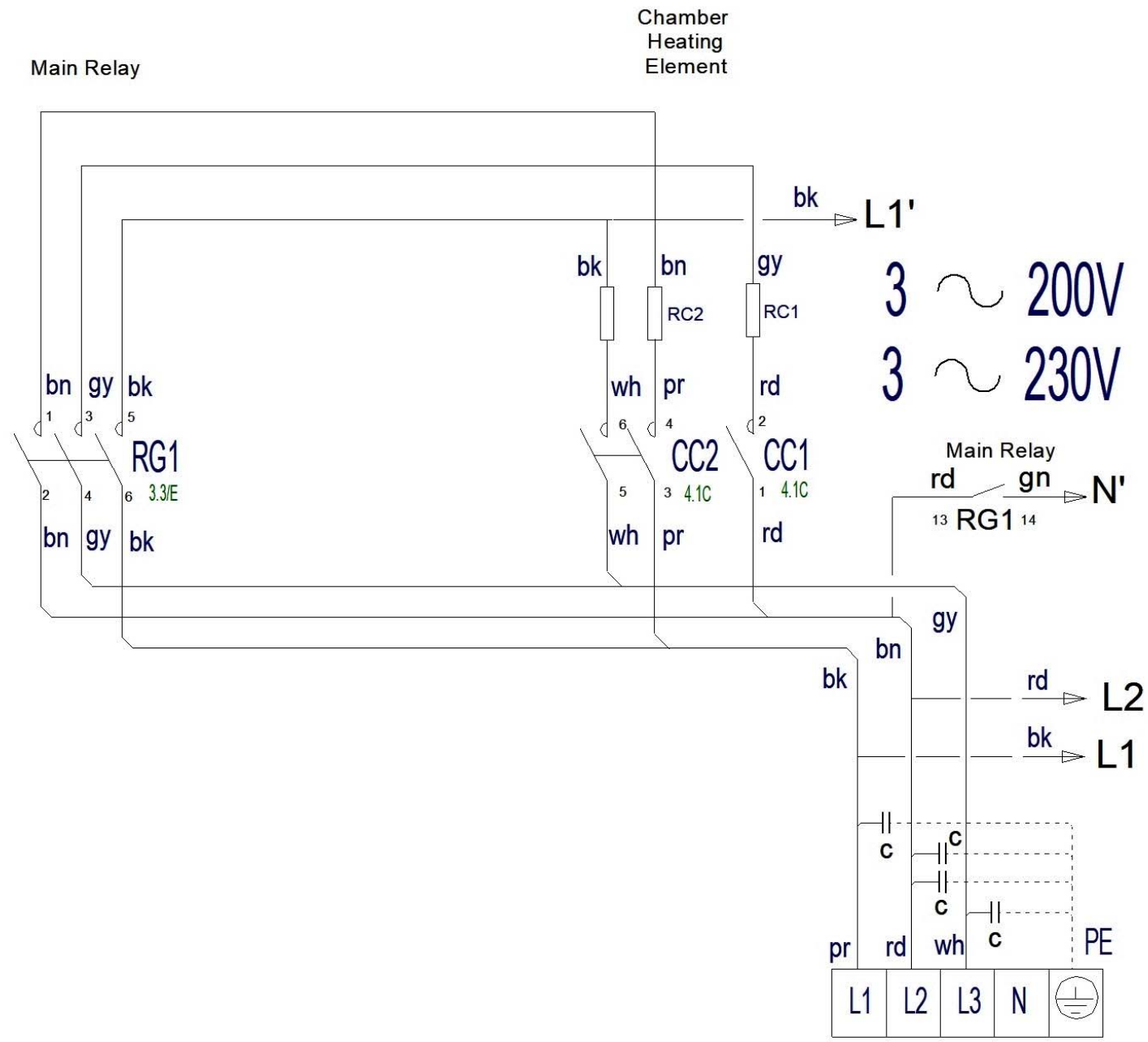

RC1 = 1 x 5 KW

RC2 = 2 x 3,5 KW

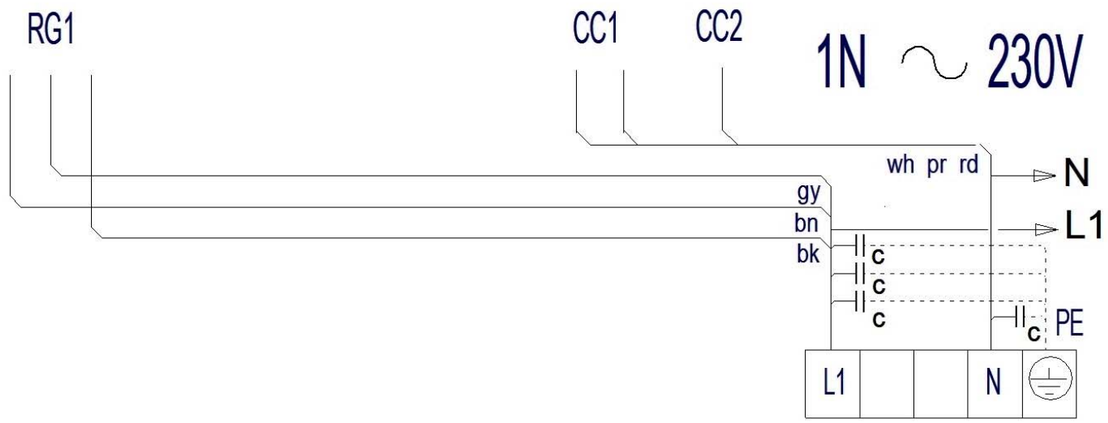

DESIGNED BY	M.MAILLO	12338683	REVISION		Esquema Horno E Kompact Inyecc K-101		12338683	DESING CENTER:	ONA	ISO 2768-1
PROPOSED BY:	M.MAILLO				TITLE		CODE	MAT STATUS:		SHEET FORMAT: A4
VALIDATED BY	J.ESKIBEL				-		HORNOS	DOC STATUS:		SHEET: 5 / 6
DATE	27.06.2023				ISSUE DATE:			TREATMENT		SCALE: 1:1

ESQUEMA ELECTRICO
WIRING DIAGRAM
SCHÉMA ÉLECTRIQUE

MOD. K-AP, K-APW, 101, E

VOLTAGE: 3N ~ 400V, 3 ~ 230V, 1N 230V ~

CONTROL VOLTAGE: 230 VAC / 12 VDC

MOD.	V	Electrical Power Supply	I Nom A	CONNECTION WIRING	EXTERNAL FUSE A	DIFERENTIAL SWITCH	TOTAL POWER KW
K-APW 101	400	400V 3N~50-60Hz	21,7	3x4mm^2 +N+T	25	300mA	12,8
	230	230V 3~50-60Hz	35,1	3x6mm²+T	40	300mA	
	230	230V 1~50-60Hz	55,7	2x10mm²+T	63	300mA	

DESIGNED BY	M.MAILLO	12338685	REVISION		Esquema Horno E Kompact Boiler K-101	12338685	DESING CENTER:	ONA	ISO 2768-1
PROPOSED BY:	-				TITLE	CODE	MAT STATUS:		SHEET FORMAT: A4
VALIDATED BY	J.ESKIBEL				-	HORNOS	DOC STATUS:		SHEET: 1 / 6
DATE	27.06.2023				ISSUE DATE:		TREATMENT		SCALE: 1:1

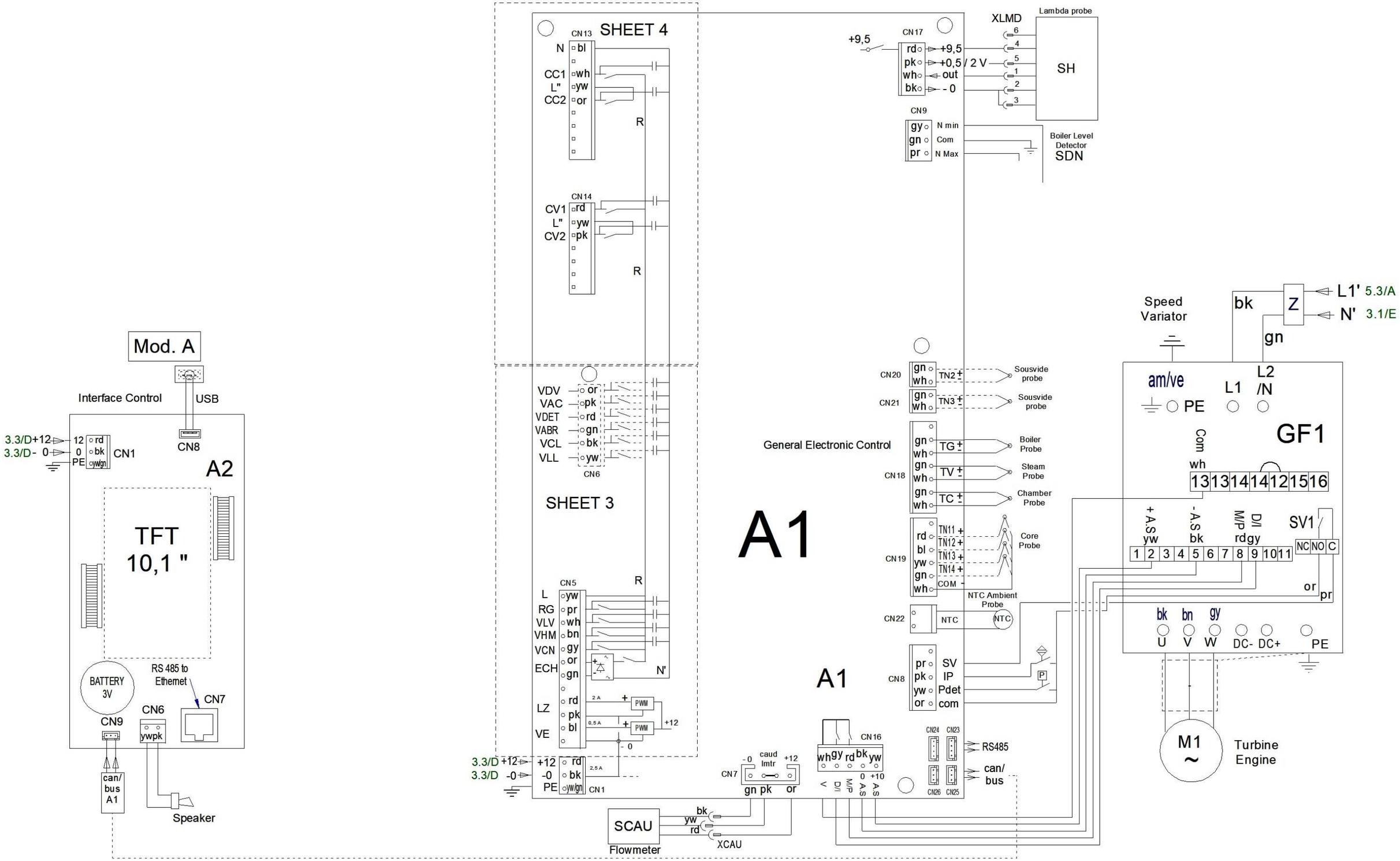

DESIGNED BY	M.MAILLO	12338685	REVISION		Esquema Horno E Kompact Boiler K-101		12338685	DESING CENTER:	ONA	ISO 2768-1
PROPOSED BY:	-				TITLE		CODE	MAT STATUS:		SHEET FORMAT: A4
VALIDATED BY	J.ESKIBEL				-		HORNOS	DOC STATUS:		SHEET: 2 / 6
DATE	27.06.2023				ISSUE DATE:			TREATMENT		SCALE: 1:1

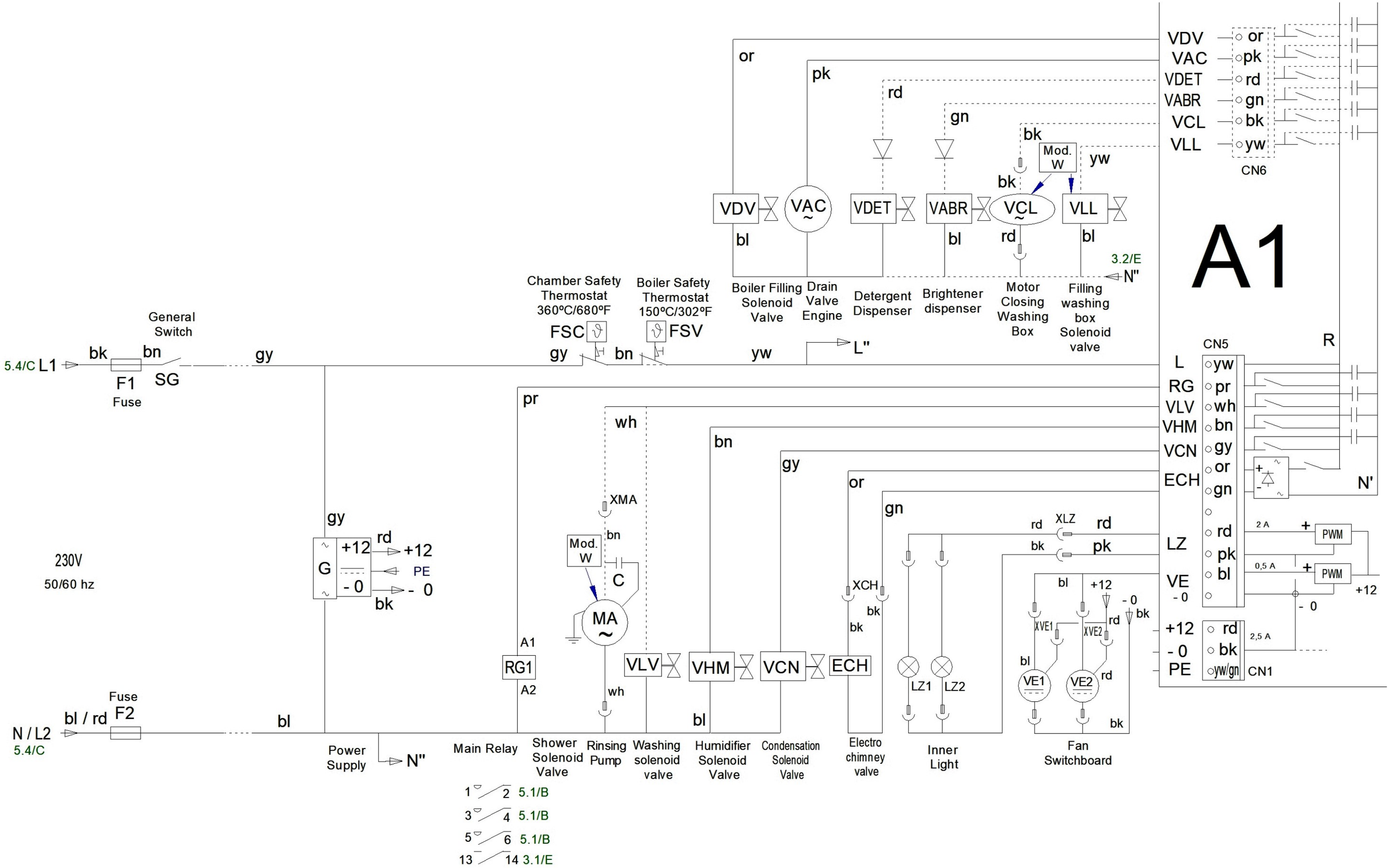

DESIGNED BY	M.MAILLO	12338685	REVISION		Esquema Horno E Kompact Boiler K-101		12338685	DESING CENTER:	ONA	ISO 2768-1
PROPOSED BY:	-				TITLE		CODE	MAT STATUS:		SHEET FORMAT: A4
VALIDATED BY	J.ESKIBEL				-		HORNOS	DOC STATUS:		SHEET: 3 / 6
DATE	27.06.2023				ISSUE DATE:			TREATMENT		SCALE: 1:1

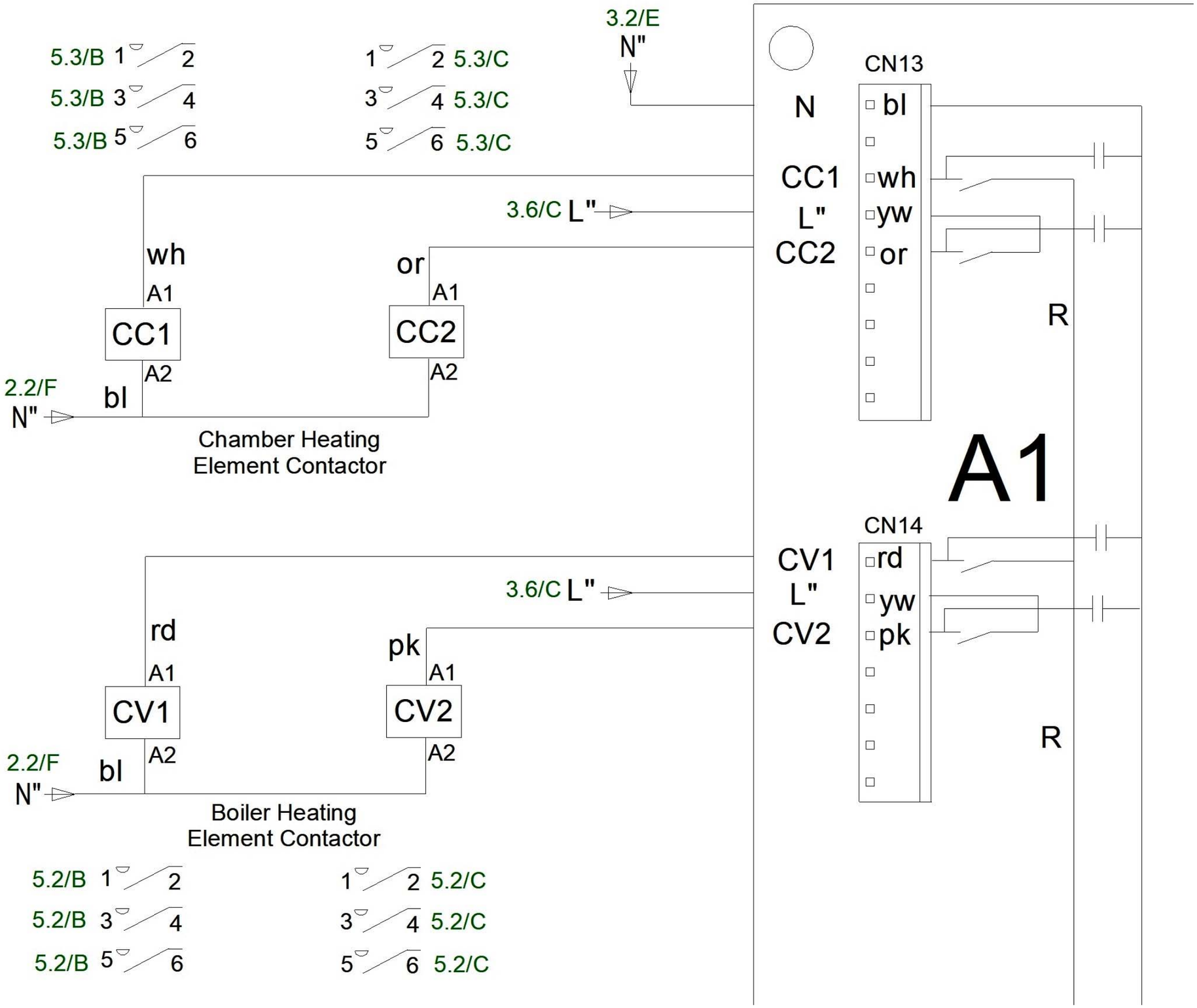

DESIGNED BY	M.MAILLO	12338685	REVISION		Esquema Horno E Kompact Boiler K-101		12338685	DESING CENTER:	ONA	ISO 2768-1
PROPOSED BY:	-				TITLE		CODE	MAT STATUS:		SHEET FORMAT: A4
VALIDATED BY	J.ESKIBEL				-		HORNOS	DOC STATUS:		SHEET: 4 / 6
DATE	27.06.2023				ISSUE DATE:			TREATMENT		SCALE: 1:1

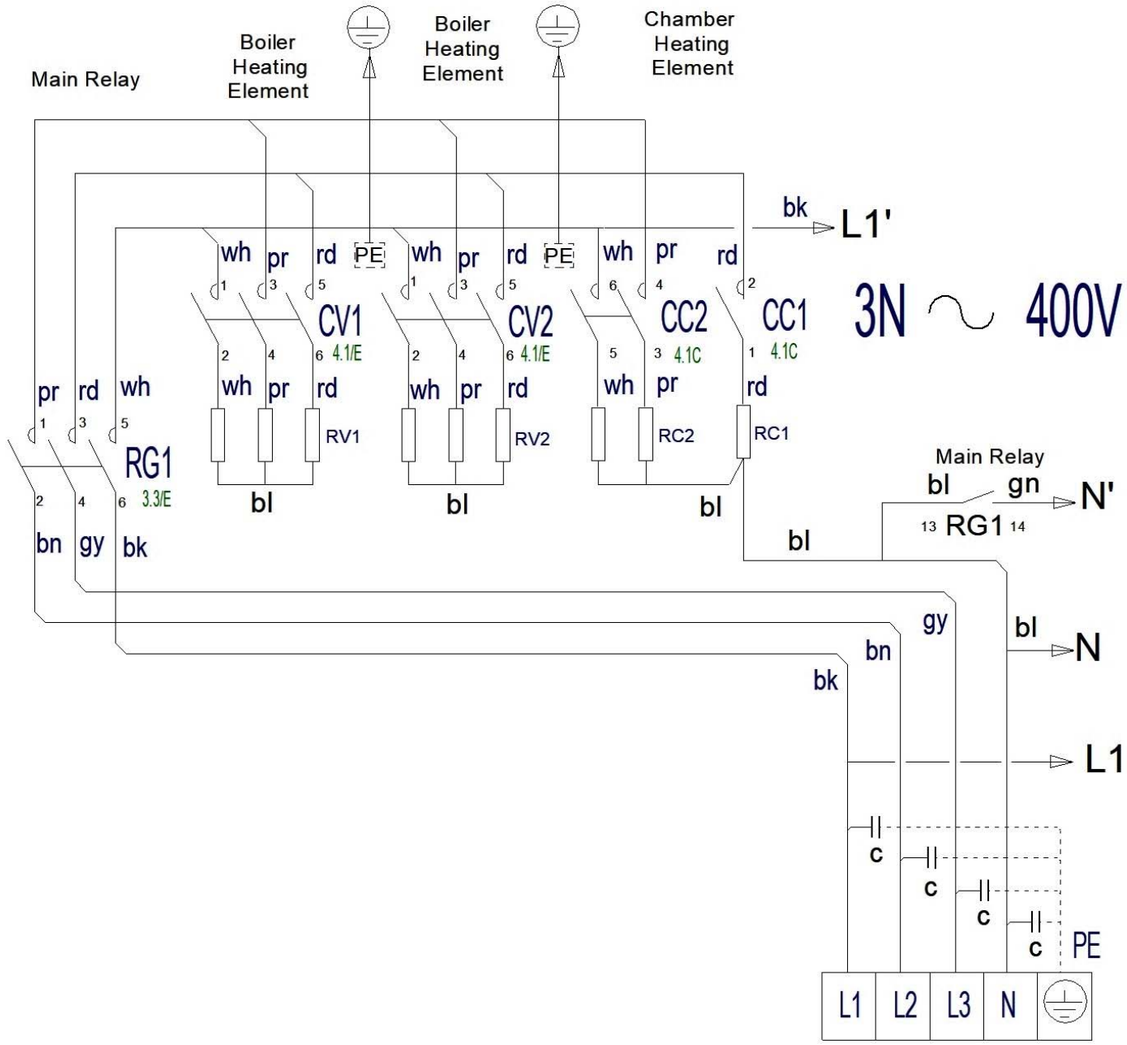

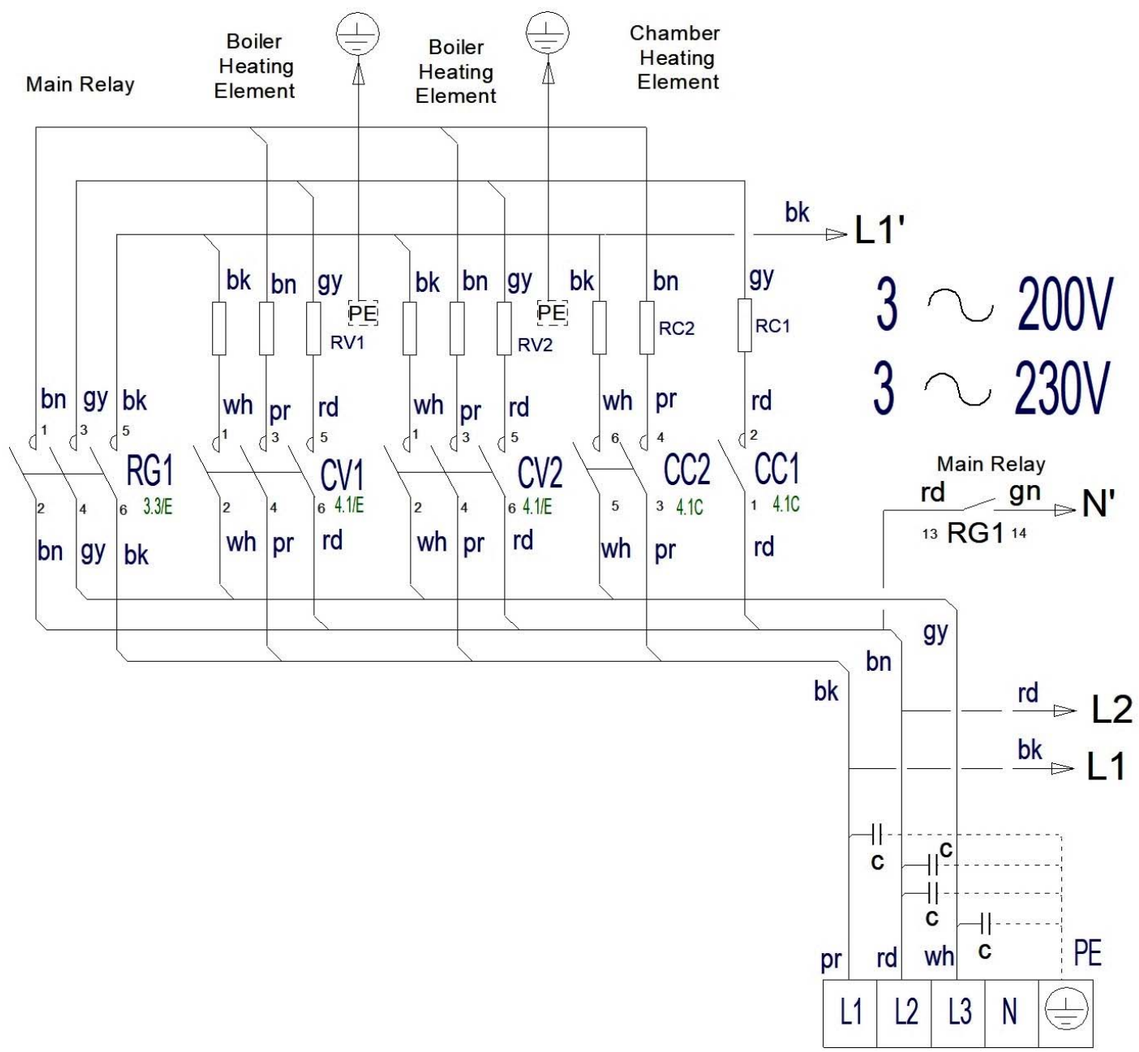

RV1= 3 x 1,8 KW

RV2= 3 x 1,8 KW

RC1 = 1 x 5 KW

RC2 = 2 x 3,5 KW

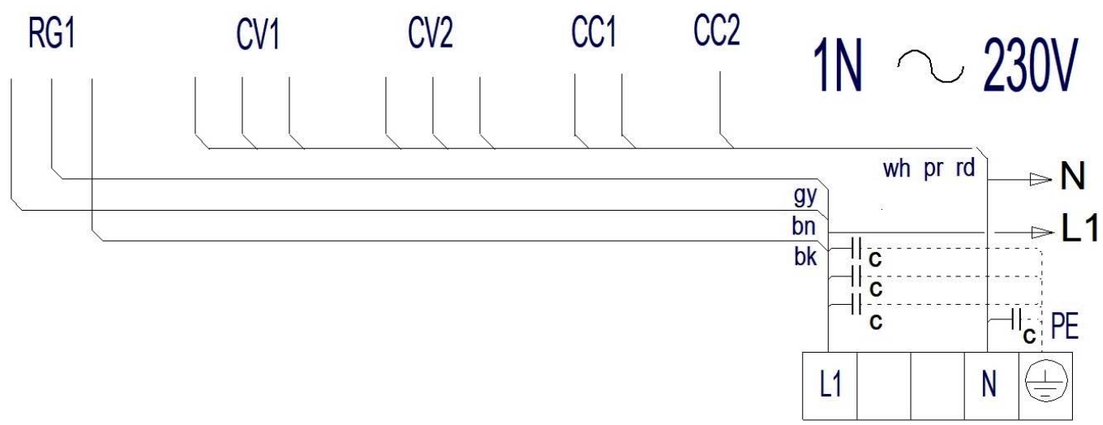

DESIGNED BY	M.MAILLO	12338685	REVISION		Esquema Horno E Kompact Boiler K-101		12338685	DESING CENTER:	ONA	ISO 2768-1
PROPOSED BY:	-				TITLE		CODE	MAT STATUS:		SHEET FORMAT: A4
VALIDATED BY	J.ESKIBEL				-		HORNOS	DOC STATUS:		SHEET: 5 / 6
DATE	27.06.2023				ISSUE DATE:			TREATMENT		SCALE: 1:1

TFT Message	ESPAÑOL	ENGLISH	FRANÇAIS
11, 12, . . . 65, 66	Conexión a Resistencias de caldera	Connection to boiler heaters	Raccordement aux réchauffeurs de chaudière
A1	Control Electronico General	General Electronic Control	Contrôle électronique général
A2	Control Interface	Interface Control	Contrôle de Interface
A.S.	Salida Analogica del variador	Analogue output of the inverter	Sortie analogique de l'onduleur
BLQ 11,12,21,22,31,32	Indicador de Bloqueo Quemador	Burner Lock Indicator	Indicateur de verrouillage du brûleur
BLW1, 3	Ventilador Soplante Camara	Chamber Blowing Fan	Ventilateur Soufflant Chambre
BLW2	Ventilador Soplante Caldera	Boiler Blowing Fan	Ventilateur soufflement chaudière
CE1, CE2, CE3	Salida encendido Control de Combustion	Output on Combustion Control	Sortie sur le contrôle de combustion
CC1, CC2	Contactor Resistencia Cámara	Chamber Heating Element Contactor	Contacteur Élément Chauffant Chambre
CV1, CV2	Contactor Resistencias Caldera	Boiler Heating Element Contactor	Contacteur Élément Chauffant Chaudière
DESB 11,12,21,22,31,32	Desbloqueo del control de Combustion	Combustion control unlock	Déverrouillage du contrôle de combustion
D / I	Salida del Variador giro a drcha / izq	Inverter output left / right turn	Sortie l'onduleur virage à gauche / à droite
E1, E2, E3	Encendedor, generador de chispa	Spark generator	Générateur d'étincelles
ECH	Electro válvula Chimenea	Electro chimney valve	Électrovanne de cheminée
EVG 11,12,21,22,31,32	Señal de llama del quemador	Burner flame signal	Signal de flamme du brûleur
F1, F2	Fusibles	Fuses	Fusibles
FM1, FM2	Térmico de Motor.	Motor Thermal Overload	Thermique du Moteur
FSC	Termostato Seguridad Cámara	Chamber Safety Thermostat	Thermostat Sécurité Chambre
FSV	Termostato Seguridad Caldera	Boiler Safety Thermostat	Thermostat Sécurité Chaudière
G	Fuente Alimentacion	Power Supply	Source De Courant
GF1, GF2	Variador de Frecuencia	Speed Inverter	Onduleur Vitesse
HALL	Entrada de impulsos de BLW	BLW pulse input	Entrée d'impulsion BLW
IP	Interruptor Seguridad Puerta	Door Safety Switch	Interrupteur Sécurité Porte
LZ1, LZ2, LZ3	Luz Interior	Inner Light	Éclairage Intérieur
M1, M2	Motor Turbina	Turbine Engine	Moteur Turbine
MA	Moto Bomba Aclarado	Rinsing Pump	Pompe Rinçage
MEX	Motor Extractor (Campana)	Extractor Motor	Moteur d'extraction
M / P	Salida del Variador Marcha / Paro	Inverter Output On / Off	On/Off de la sortie de l'onduleur
NTC	Sonda NTC Ambiente	NTC Ambient Probe	Sonde ambiante NTC
PDET	Presostato de detergente	Detergent pressure switch	Détecteur de pression de détergent
QC1, 2	Control Combustión Cámara	Chamber Combustion Control	Contrôle Combustion Chambre
QV	Control Combustión Caldera	Boiler Combustion Control	Contrôle Combustion Chaudière
RC1, 2	Resistencias Cámara	Chamber Heating Element	Éléments Chauffants Chambre
RG1, 2, 3	Rele General	Main Relay	Relais Général
RV1, 2	Resistencias Caldera	Boiler Heating Element	Éléments Chauffants Chaudière
SCAU	Caudalimetro	Flowmeter	Débitmètre
SDC1, 2	Detector Llama Cámara	Chamber Flame Detector	Détecteur Flamme Chambre
SDN	Detector Nivel Caldera	Boiler Level Detector	Détecteur Niveau Chaudière
SDV	Detector Llama Caldera	Boiler Flame Detector	Détecteur Flamme Chaudière
SG	Interruptor General	General Switch	Commutateur général
SH	Sonda Lamda	Lambda probe	Sonde lambda
SV1, 2	Interruptor Seg. Var. Frcuencia	Safety Speed Variator Switch	Interrupteur Sécurité Variateur Vitesse
TA	Altavoz	Speaker	Haut-parleur
TC	Sonda Cámara	Chamber Probe	Sonde Chambre
TFT	Pantalla de Interface	Interface Screen	Écran d'interface
TG	Sonda Caldera	Boiler Probe	Sonde Chaudière
TN11, 12, 13, 14	Sonda Núcleo	Core Probe	Sonde Noyau
TN2, TN3	Sonda Sousvide	Sousvide probe	Sonde sousvide
TRF	Transformador 200/230	Transformer 200/230	Transformateur 200/230
TRFS/N	Transformador 440/230	Transformer 440/230	Transformateur 440/230
TV	Sonda Vapor	Steam Probe	Sonde Vapeur
V / Com	Salida comun del variador	Inverter common output	Sortie commune de l'onduleur
VABR	Dosificador Abrillantador	Brightener dispenser	Distributeur d'azurant
VAC	Motor Valvula Desague	Drain Valve Engine	Moteur de la vanne de vidange
VCL	Motor Cierre Caja Lavado	Motor Closing Washing Box	Moteur fermeture la boîte à laver
VCN	Electro válvula Condensación	Condensation Solenoid Valve	Électrovanne Condensation
VD	Electro válvula Ducha	Shower Solenoid Valve	Électrovanne de douche
VDET	Dosificador Detergente	Detergent Dispenser	Distributeur de détergent
VDV	Electro válvula Llenado Caldera	Chamber Filling Solenoid Valve	Électrovanne Remplissage Chaudière
VE1, 2	Ventilador Cuadro Eléctrico	Fan Switchboard	Ventilateur Tableau Électrique
VG1, 2, 5, 6	Electro válvula Gas Cámara	Chamber Gas Solenoid Valve	Électrovanne Gaz Chambre
VG3, 4	Electro válvula Gas Caldera	Boiler Gas Solenoid Valve	Électrovanne Gaz Chaudière
VHM	Electro válvula Humidificador	Humidifier Solenoid Valve	Électrovanne Humidificateur
VLL	Electro válvula Llenado caja lavado	Filling washing box Solenoid valve	Electrovanne Remplissage boîte lavage
VLV	Electro válvula Lavado	Washing solenoid valve	Électrovanne de lavage
Z	Filtro de EMC	EMC filter	Filtre EMC
COLOR	**COLORES**	**COLOUR**	**COULEURS**
bk	Negro	Black	Noir
bl	Azul	Blue	Bleu
bn	Marrón	Brown	Marron
gn	Verde	Green	Vert
gy	Gris	Grey	Gris
or	Naranja	Orange	Orange
pk	Rosa	Pink	Rose
pr	Violeta	Purple	Violet
rd	Rojo	Red	Rouge
wh	Blanco	White	Blanc
yw	Amarillo	Yellow	Jaune
yw/gn	Amarillo / verde	Yellow / green	Jaune / vert

DESIGNED BY M.MAILLO
PROPOSED BY: -
VALIDATED BY J.ESKIBEL
DATE 27.06.2023
12338685
REVISION
ISSUE DATE: -
TITLE Esquema Horno E Kompact Boiler K-101
CODE 12338685
HORNOS
DESING CENTER: ONA
MAT STATUS:
DOC STATUS:
TREATMENT
ISO 2768-1
SHEET FORMAT: A4
SHEET: 6 / 6
SCALE: 1:1